

## **Sudden Stops and IMF-Supported Programs <sup>1</sup>**

Barry Eichengreen, Poonam Gupta, and Ashoka Mody

April 2006

### **Abstract**

Could a high-access, quick-disbursing “insurance facility” in the IMF help to reduce the incidence of sharp interruptions in capital flows (“sudden stops”)? We contribute to the debate on this question by analyzing the impact of conventional IMF-supported programs on the incidence of sudden stops. Correcting for the non-random assignment of programs, we find that sudden stops are fewer and generally less severe when an IMF arrangement exists and that this form of “insurance” works best for countries with strong fundamentals. In contrast there is no evidence that a Fund-supported program attenuates the output effects of capital account reversals if these nonetheless occur.

JEL Classification Numbers: F02, F32, F34

Keywords: Sudden stops, insurance, IMF-supported programs

Authors’ E-Mail addresses: [eichengr@econ.Berkeley.edu](mailto:eichengr@econ.Berkeley.edu); [amody@imf.org](mailto:amody@imf.org); [pgupta@imf.org](mailto:pgupta@imf.org)

---

<sup>1</sup> Prepared for the Interamerican Seminar on Macroeconomics, Rio de Janeiro, December 3-4, 2005. The first author is with the University of California, Berkeley, while the second and third authors are with the International Monetary Fund. We thank Mohammed Dairi, Matthew Fisher, Marianne Schulze-Ghattas, Jeromin Zettelmeyer and other colleagues at the IMF for comments and Sudarat Ananchotikul and Anna Unigovskaya for research assistance. The views expressed in this Working Paper are those of the author(s) and do not necessarily represent those of the IMF or IMF policy.

## I. INTRODUCTION

The debate over the role of the International Monetary Fund in a world of capital mobility shows no signs of dying down. There is broad awareness that the single factor that most distinguishes our current economic and financial environment from that of the preceding period is high capital mobility. There is also a widely held view that while exposure to international capital markets promises benefits, those benefits come packaged with risks. But there is no consensus on what the IMF should do about it. Should the Fund reduce its role as emergency lender on the grounds that countries enjoy increasing access to markets as an alternative source of finance? Or should it expand its role, since relations with international financial markets expose countries to abrupt and potentially costly reversals in the direction of capital flows? Are existing IMF facilities adequate for these needs? Or is there a case for a new facility capable of disbursing large amounts of financial assistance quickly, perhaps on the basis of prequalification, to countries experiencing sudden shifts in the direction of capital flows?<sup>2</sup>

More evidence may help to answer these questions. There exists substantial empirical literature on both shifts in the direction of capital flows (known by the moniker “sudden stops”) and the effects of IMF-supported programs (see Tables 1 and 2.). Empirical analyses focus on the impact of policies and characteristics like a country’s exchange rate regime, financial openness, and dependence on international trade on the incidence, magnitude, and effects of sudden stops. Analyses of IMF-supported programs examine the behavior of inflation, output, fiscal effort and, most relevant to the questions at hand, the balance of payments, compared to a control group of country-year cases with no program in place. But, to our knowledge, there exists no study focusing on the impact of such programs on the incidence, severity, and effects of sudden stops.

In this paper we take a first stab at developing such evidence. Our results suggest that IMF-supported programs and IMF credits reduce the likelihood of sudden stops. There is some evidence that this stabilizing effect is stronger for countries with strong fundamentals. This can be interpreted in terms of the literature on global capital account shocks and the stabilizing effect of liquidity insurance. Even countries with strong policies may experience a sudden curtailment of capital inflows and a shift to outflows if investors suspect that other investors for whatever reason are primed to take their money out of the country. Emergency financial assistance can then reassure individual investors of the country’s continued ability to finance its international transactions and reduce their incentive to liquidate their positions. Emergency lending by the IMF can ensure the continued provision of private finance in much the way that lender-of-last-resort intervention by a central bank can limit the scope for bank runs. But if country fundamentals are weak, IMF financial assistance may only come in the front door and go out the back door with no impact on the incidence of the sudden stop.

---

<sup>2</sup> Two recent reviews of the debate that elaborate these points are Ostry and Zettelmeyer (2005) and Truman (2005).

There are reasons to treat these results with caution. There is the difficulty of measuring both IMF-supported programs and sudden stops. There is the challenge of identifying the impact of the former on the latter—of addressing potential endogeneity. Our solutions to these problems are imperfect. Our analysis also leaves open a variety of issues such as appropriate modalities for lending to countries in this position, the feasibility of identifying qualifying countries in the relevant time frame, and moral hazard. While these are not our topics in this paper, this does not mean they are unimportant. Still, we believe that our results are the first evidence of the insurance properties of IMF-supported programs.

## II. SUDDEN STOPS AND MULTILATERAL INSURANCE

The fact that sudden stops cluster in time is taken as suggesting that they have more to do with the behavior of global financial markets than with country policies, which some commentators take to imply that their incidence would likely decline with the stepped-up provision of multilateral insurance. Calvo (2005) takes the often rapid recovery of growth from sudden stops as evidence that country policies are not at the root of this phenomenon. He concludes that sudden stops in emerging market countries reflect inefficiencies in international financial markets and argues for emergency financial assistance to countries suffering sharp interruptions in capital flows.<sup>3</sup>

A number of questions can be raised about this argument. One is why countries cannot obtain insurance by establishing credit lines on international capital markets or issuing securities with embedded options that have the same insurance properties. If the argument for insurance is strong, then the private sector should be prepared to provide it for a fee. This objection seems especially compelling in light of the recent growth of international financial markets and transactions. It is not clear why contracting for private insurance is not more widespread.<sup>4</sup>

- One possible explanation is that capital requirements and other regulations prevent potential suppliers from providing insurance on the requisite scale. Commercial

---

<sup>3</sup> Calvo's preferred variant of the mechanism would have the stabilization fund purchase the bonds of adversely-affected economies to prevent their spreads from rising (Calvo 2002).

<sup>4</sup> There has in fact been some experimentation with private insurance by, inter alia, Argentina in the 1990s. (The experiment in question involved a contingent repurchase contract between the Argentine central bank and a consortium of foreign banks, under which the central bank was allowed to withdraw funds in the event of a crisis via a renewable credit line collateralized by dollar-denominated government bonds.) But the Argentine credit line was small, and execution was delayed until well into the crisis. There is also the recent development of credit derivatives markets, which offer the possibility of purchasing protection against a range of emerging market credit events, although data on these markets are hard to come by. This is especially true of their use—for obvious reasons—by emerging market sovereigns.

counterparties may also be worried about concentrated country exposures and demand a prohibitive price for the provision of contingent credit lines. Still, if the case for private insurance is strong, financial markets and institutions adept at diversifying and repackaging risks should find a way around these obstacles.

- Another possibility is adverse selection. If asymmetric information prevents potential insurers from discriminating among borrowers in different risk categories, then only risky countries will wish to contract for such lines. The higher are the fees and interest rates charged, the greater will be the riskiness of willing clients, causing the private market to collapse. The limitation of this argument is that insurers are far from ignorant of variations in country risk. Thus, while information asymmetry is a concern, especially when crisis conditions begin to develop, lenders should still be able to establish ex ante differences in charges for borrowers subject to different levels of country risk.<sup>5</sup>
- Yet another possibility is that commercial insurance providers have an incentive to take a short position against the country when the latter is likely to draw down its credit line. In turn this will destroy the effectiveness of the insurance (Broda and Levy-Yeyati 2003). Presumably this problem does not carry over to public insurance providers.<sup>6</sup>

A second question is whether bunching—that multiple countries tend to experience sudden stops simultaneously—limits the feasibility of multilateral insurance. If a substantial subset of IMF members needs to draw on the resources of the Fund simultaneously because they experience shocks simultaneously, then the financial feasibility of an insurance arrangement may be questionable.

A third question is whether it is, in fact, correct that sudden stops are not really a function of country policies. Empirical analyses from Calvo, Izquierdo, and Mejia (2004) to Edwards

---

<sup>5</sup> A related argument is that a public insurance agency may have more ability or stronger incentives to gather information on the financial condition of its clients, in turn enabling it to better tailor incentive-compatible contracts. The obvious objection here is that private financial institutions with their own performance at stake have at least as strong an incentive to invest in these monitoring functions.

<sup>6</sup> This problem would be ameliorated if the insurance liability was securitized and widely distributed, since diversification would then provide the insurers with the protection they need (obviating the need to hedge on a large scale). But in turn this begs the question of why emerging market countries find it hard to place innovative securities containing put and call options that kick in, reducing debt service or even calling for reverse payments, when economic conditions deteriorate.

(2005) identify roles for both internal and external factors.<sup>7</sup> Insofar as the relevant characteristics include policies under the control of the domestic authorities, this means that the moral hazard problem must be addressed.<sup>8</sup>

Moral hazard does not render insurance infeasible, but it requires that a reasonable insurance scheme be designed to limit its extent. An obvious way of doing so is through surveillance and conditionality. A key question is whether such conditions are better applied ex post or ex ante. Specifically, should the IMF announce in advance what countries are eligible for a credit line and specify the amount of assistance that they can expect to receive? Or should it proceed on a case-by-case basis and decide whether or not to provide additional credit once the sudden stop and the severity of the output decline have been observed?

Those who argue for insurance against sudden stops generally favor ex-ante contracts. First, the problems of illiquidity that arise when capital flows are interrupted can lead to problems of insolvency unless funds are disbursed quickly. Determining eligibility quickly requires that countries be deemed eligible for assistance ex ante. Second, if the terms and amounts of external assistance are specified ex ante, then the government has a stronger incentive to take steps to expedite the economy's recovery from the sudden stop.

Cohen and Portes (2004) describe an insurance contract in which countries prequalify for assistance if their debt ratios remain below a critical ceiling consistent with moderate spreads, say 400 basis points above LIBOR. By assumption, any crisis that the country then experiences is a crisis of liquidity, not a crisis of debt sustainability. Payments are triggered

---

<sup>7</sup> To quote Calvo (2005), "econometric studies do not reject the hypothesis that Sudden Stops are largely prompted by external factors but, at the same time, strongly suggest that the probability of Sudden Stops reflects domestic characteristics." In other words, even analysts emphasizing the importance of global factors acknowledge that domestic characteristics shape the impact and response to external shocks.

<sup>8</sup> The extent and economic importance of moral hazard in this context is disputed; for a review of the evidence see Lane and Philips (2000). There is also the possibility that, in the presence of other distortions, adding insurance will lead to less risk taking rather than more. Thus, in a model of finite-lived governments, where the probability of government survival declines with the incidence of financial crises, Cordella and Levy Yeyati (2004) show that insurance, by reducing the risk of financial collapse, may in fact encourage the authorities to invest more in policy reform (in the present context, to reduce the riskiness of their policies). Of course, there are actually two effects of insurance here: insurance reduces the pressure on the government to head off a crisis, but it also strengthens the incentive to pursue reforms that pay off in the future. Predictably, the net effect is ambiguous. Cordella and Levy Yeyati show that insurance is more likely to encourage reforms that pay off in good times (since it reduces the risk of falling into a crisis in the first place) than reforms that reduce the risk of a crisis in the event that one occurs.

when spreads on the debt rise above the threshold level. The IMF would then lend to the country at the threshold spread. It would thus contain the effects of the sudden stop that caused spreads to rise and prevent the liquidity crisis from degenerating into a solvency crisis. Cordella and Levy Yeyati (2005) propose a country insurance facility that would provide eligible countries with automatic access to a credit line at a predetermined interest rate, where eligibility criteria would again focus on debt sustainability—not just the level of the debt but also its maturity and currency composition. Dervis and Ozer (2005) similarly propose a Stability and Growth Facility that would provide insurance against unforeseen shocks and for which countries would prequalify on the basis of their policies.

Chami, Sharma and Shim (2004) provide a model laying out the analytics of this approach. They assume that the insurer has two objectives: safeguarding its assets and providing for the borrowing country's welfare, which it can enhance by extending a loan. A governmental counterparty decides in each of two periods how much unobserved effort to exert in order to avoid and, if necessary, recover from a financial crisis, which in turn affects how much will be asked to repay to the insurance pool.

In this model it is preferable for the insurer to specify eligibility and the terms of the credit line—how much assistance will be extended as a function of the severity of the decline in output that occurs in the first period—before the country enters a crisis and the full output consequences are revealed. Knowing that it stands to receive official support, the efforts of the national authorities to avert the crisis are correspondingly less. But the extent of the moral hazard affecting the authorities' efforts to recover from the crisis varies with the form of the contract. Under an ex-post contract, the crisis country repays more if it makes a greater effort to recover from the crisis, which works to depress adjustment effort. In contrast, under the ex-ante contract, when terms are agreed prior the government's decision of how much adjustment effort to extend, repayment is independent of effort; hence adjustment will be greater, and outcomes will be superior. In general, an insurer that both has a fiduciary responsibility to safeguard its assets and that cares about the welfare of the crisis country will prefer an ex ante contract in which the operator of the reserve pool specifies who is eligible and the terms and amounts of the assistance that will be forthcoming.

But there may be a problem of time consistency with the ex ante contract. The insurer may want to renege on its fixed commitment if it observes that the recession is unusually severe. Since it values the welfare of the insured, it may then wish to offer more generous terms. Hence ex ante contracts fixing the amount and terms of the credit line will not be credible. And since the insured knows this, moral hazard leading to less adjustment effort will still be a problem, surveillance and conditionality or not.<sup>9</sup>

---

<sup>9</sup> Theoretically, this problem could be solved by repeated interaction between the insurer and the country, through which the former develops a reputation for acting consistently.

This suggests that the IMF may wish to deem certain countries eligible for a fixed credit line, since this is better than a discretionary, case-by-case approach at preserving its financial solvency while at the same time supporting the welfare of its members, but that the time-consistency problem may undermine the feasibility of this approach and aggravate moral hazard. And if moral hazard is serious, such an insurance arrangement may turn out to be welfare reducing rather than welfare improving for the membership as a whole.

Two further questions can be raised about these ideas. First, doesn't the unsatisfactory experience of the IMF's contingent credit line (CCL), for which no country applied prior to its expiration in 2003, raise questions about the enthusiasm of countries for ex ante insurance? Insofar as Executive Directors have a responsibility for the IMF's own solvency, members running risky policies that may prevent them from paying back credits would have to be denied the privilege of borrowing. Such an outcome would send a negative signal to the markets. This seems to have been what deterred governments from applying for a CCL. A further problem was that eligibility could be rescinded at some future date, sending a negative signal that might precipitate a crisis.

The Fund could meet its fiduciary responsibility by announcing unilaterally which members were eligible for financial assistance. But it would then send a negative signal about the financial condition of other countries when it declared them ineligible for insurance. In turn this might render countries reluctant to participate in the insurance arrangement in the first place. And the exit problem would remain.<sup>10</sup>

Finally, such schemes assume the ability of the agency operating the facility to discriminate between solvent and insolvent countries, where the solvent countries are still susceptible to liquidity crises and should thus be made automatic beneficiaries of the new facility. Cohen and Portes (2004) assume the existence of a well-defined amount of debt that forms the ceiling on what is sustainable and a stable linkage running from debt levels to spreads. Cordella and Levy Yeyati (2005) argue that a ceiling should be defined for the overall debt-GDP ratio but also recommend that foreign-currency debt and short-term debt should receive heavier weights in the calculation of this total. They suggest imposing a ceiling on the fiscal deficit in each of the preceding three years.

In the real world, sustainability depends on forecasts of future growth rates and interest rates that are disputable and uncertain. It depends on estimates of the political will of a government and society to mobilize and transfer resources for purposes of debt service. Given this uncertainty, it seems unavoidable that any insurance facility will occasionally lend to countries

---

<sup>10</sup> Cordella and Levy Yeyati (2005) suggest "smoothing" the eligibility criteria so that exogenous shocks temporarily pushing a country above the eligibility threshold do not precipitate a sudden jump in interest rates and/or a crisis. While this might help for small exogenous shocks that the authorities wish to offset, it will not help for large exogenous shocks that cannot be offset in the medium term.

that find it impossible to repay. Or it will not lend to countries whose problems are liquidity related, leading to complaints and recrimination. Any automatic scheme that depends on the existence of an operational distinction between insolvent and illiquid crisis countries is unlikely to be feasible in practice.<sup>11</sup>

### III. CAPITAL FLOWS AND SUDDEN STOPS

As our measure of capital flows we use the financial account balance, a summary measure of net capital flows that includes net foreign direct investment, net portfolio investment, and other investments. The advantage of this measure is its comprehensiveness; in principle, it should capture net capital flows of all kinds.<sup>12</sup> One exception is that it does not include official transfers associated with IMF programs, a fact that is important for what follows.

Following Calvo et al. (2004) and Cavallo and Frankel (2004), we consider both the first and the second moments of the capital flow series in identifying sudden stops. First, we identify the years where the financial account balance exhibited a large decline relative to its long-term average. We require this to be a large discrete drop and not just a correction of a large temporary inflow. Second, we calculate the mean and one-standard deviation band of the financial account balance using the data up to the years identified in the first stage as potential sudden stops and retain only years that qualify on the basis of this criterion.<sup>13</sup> Other authors have used two-standard deviation bands, but because we are using annual data a two-standard deviation criterion turns out to be very strict.

Our empirical analysis focuses on emerging market countries significantly involved with international capital markets. For the period 1980 to 2003, we identified 24 such countries

---

<sup>11</sup> This argument is developed and defended at greater length in Eichengreen (2002).

<sup>12</sup> Other investigators, presumably with stronger priors about which capital flows are the primary source of instability, have focused on narrower measures (considering only financial flows for example) or on the change in gross rather than net inflows. Some have adjusted their preferred measure of capital flows for identifiable exogenous shocks to the current account (exports, the terms of trade, etc.). Some will argue for the exclusion of foreign direct investment (FDI) from the capital flow measure on the grounds that FDI flows are more stable and less prone to sudden stops. However this conclusion is not universally accepted (for a flavor of the debate, see e.g., Sarno and Taylor 1999). If FDI inflows fall dramatically, this is as much a problem for capital-importing countries as if portfolio inflows fall abruptly. This approach is not without implications for our sample of sudden-stop cases; see footnote 16 below.

<sup>13</sup> The moments were calculated using data up to the crisis year and not including the potential crisis year.



(listed in Appendix I), which in turn experienced 35 sudden stop episodes.<sup>14</sup> Our dates are very similar to those of Calvo et al (2004) and Cavallo and Frankel (2004). However, they differ from those of Edwards (2005), where a sudden stop is said to occur when a country had previously been receiving significant capital inflows (where it ranked in its region's third quartile in terms of capital inflows in the two previous years) and their volume declines by at least 5 percent of GDP in a given year. This is a lenient criterion that tends to capture episodes where the financial account balance declines only from, say, 20 percent to 15 percent of GDP, as well as episodes where there is a correction of a temporary increase in the balance the year before.<sup>15</sup>

For this group of countries we present descriptive statistics for the 24-year period 1980-2003.<sup>16</sup> In our sample, there is a 5.5 percent probability of a sudden stop in a given country in a given year. Figure 1 shows the time profile of these events. There is a clear bunching of sudden stops, as emphasized by Calvo (2005). Peaks coincide with the 1982 debt crisis, the Asian crisis of 1997, and the aftermath of the Argentine crisis in 2002. Typically, countries experience a net capital outflow on the order of 5 percent of GDP in the first year of a sudden stop episode (Figure 2). The swing in the net portfolio capital flow is on the order of 2 percent

---

<sup>14</sup> The "significant contact with international capital markets" criterion means that not all countries feature for the full length of the period. Thus, of the countries that transitioned from central-planning, we include only Hungary and Poland and only after 1990, when they had moved significantly towards functioning markets. We include Bangladesh, Bolivia, Ghana, and Pakistan, which were recipients of concessional finance and were not as exposed to large market-based capital inflows. But even if these last four countries are dropped from the regression analysis, our findings remain robust, as we report below.

<sup>15</sup> We note the omission from this list of a couple of cases – Russia and Brazil in 1999 – that feature prominently in qualitative discussions of capital market disruptions. For Russia, the short time series precluded the estimation of a reliable measure of standard deviation of the financial account. Brazil in 1999 is a close call by our measure; in this instance, the decline in portfolio and bank flows was offset by an increase in FDI, cushioning the decline in the financial account. In the section on robustness checks below we show that the key results remain the same when we treat these observations as sudden-stop cases.

<sup>16</sup> For purposes of regression analysis, however, we concentrate on the period 1990 through 2003, when capital flows to emerging market countries, bond-market intermediated flows in particular, were especially prominent. It is this subperiod that is most relevant for thinking about the future. Calvo et al. (2004) also consider the period since 1990. They draw a sample of 15 emerging market economies and also include 17 developed economies in their sample. By using monthly data, they are able to increase the number of their observations. Note that to ensure that our findings are not dictated by the period considered, in the section on robustness checks we also present regressions covering a longer period.

of GDP. In contrast, there is no discernible impact on net FDI flows.<sup>17</sup> By implication, net capital outflows consist mostly of other forms of capital, such as funds channeled through the banking system, commercial credits, and so forth (see also Table 2.)

Typically, countries experiencing a sudden stop also experience an improvement in the current account balance on the order of 4 percent of GDP (Figure 3). Note that we are not looking here at “current account reversals,” where a current account reversal is typically defined as an episode when there is a large reduction in the size of an existing current account deficit; rather, we are summarizing the average behavior of the current account balance in our episodes of capital account reversal. The current account being the difference between savings and investment, the consequences are necessarily reflected in these variables. Figure 3 shows that the action is mainly on the investment side—that capital formation declines sharply. It follows that GDP growth is close to zero, although it rebounds after one year. A statistical summary of these patterns is in Table 2.

Sudden stops are also not the same as currency crises. For comparison, we use crisis dates from Kaminsky and Reinhart (1999); Berg and Patillo (1999); Frankel and Rose (1996) and Milesi-Ferreti and Razin (1998).<sup>18</sup> Only about one-third of the sudden stops in our sample are associated with contemporaneous currency crises (see the first panel of Table 3). The picture is the same when we lag the currency crises (as in the second panel of Table 3). While we have fewer observations for banking crises, a larger share of sudden stops (about a half) appears to coincide with banking crises (see third panel of Table 3).<sup>19</sup>

#### **IV. IMF-SUPPORTED PROGRAMS**

Information on IMF programs is drawn from a data base maintained by the Fund’s Policy Development and Review Department. We have information on the years in which a program started and ended, whether it was precautionary from the outset or turned precautionary in the course of its operation, the value of the funds approved, and the amount used under the program. (Under precautionary programs, the IMF and the country agree on conditionality and monitoring but the country declares its intention to not draw on resources from the Fund,

---

<sup>17</sup> Recall that above we addressed the question of whether it was appropriate to include changes in net FDI in our measure of sudden stops, and argued that the answer is yes on the grounds that one should not prejudge the stability of different forms of imported capital. Figure 2 suggests that this procedure does not have strong implications for our findings.

<sup>18</sup> For recent years we supplement these with the dates from Frankel and Wei (2004). These data are merged following the procedures in Gupta, Mishra and Sahay (2003).

<sup>19</sup> This suggests a complex relationship between sudden stops, currency crises, and banking crises—which we leave for another paper.

though this declaration is not binding.) Slightly more than 12 percent of the Fund programs in our sample were precautionary from the start.<sup>20</sup>

Table 4 is a first look at the association of Fund programs and sudden stops. We differentiate between “new” programs initiated in either of the two years prior to the sudden stop, and “existing” programs in place in still earlier years.<sup>21</sup> In approximately a third of sudden stop cases, a new IMF program was negotiated in one of the two years immediately preceding the sudden stop, and in 20 percent of the sudden stop cases a program was already in place in still earlier years. Whereas the unconditional probability of a sudden stop in our sample is 5.5 percent, the probability of a sudden stop is about 1 percentage point lower if an IMF program was in place (whether the program was contracted in the two immediately preceding years or existed previously). This with and without IMF program differential is more pronounced if we limit ourselves to data for the period after 1989.

The raw data are consistent with the idea that whether or not a Fund program is in place matters for consumption, the trade balance, and the current account. Here the averages (in Figure 4) refer to all programs, whether initiated in the two years immediately preceding the crisis or prior to that. Program countries indicated by the broken line receive access to credit from the IMF that enables them, not surprisingly, to run larger current account deficits (or smaller surpluses) and to maintain higher levels of consumption. The impact on the other variables is unclear. Program countries appear to enjoy more stable portfolio capital flows following the sudden stop, but investment is no stronger, and the recovery of growth is not obviously superior.

## V. MULTIVARIATE ANALYSIS

We now present a regression analysis of the association of IMF programs with sudden stops, conditioning on other determinants of the change in the financial accounts and instrumenting for the endogeneity of the program variable. This section presents the benchmark regressions

---

<sup>20</sup> We use the outstanding amount of the credit disbursed. The alternative is to use the “approved” lending amount, i.e., the amount that a country can draw on. The approved amount has the advantage of measuring the prospective envelope of resources. However, the country must go through a review process to access those resources. In practice the results were more robust when we used the outstanding credit variable. The implication is that where programs were precautionary and no amounts were disbursed, IMF credit should take on a value of zero. This is the approach we use to testing separately for the influence of precautionary programs in what follows. Finally, because the outstanding credit also includes funds borrowed by a country under concessional credit programs, we check in our robustness analysis if dropping those countries (Bangladesh, Bolivia, Ghana, and Pakistan) makes a difference to our results (the answer is that it does not).

<sup>21</sup> The rationale for this will become clear below.

with just the conditioning variables. The choice of conditioning factors is important, since omitting an important country-specific or global determinant of the risk of sudden stops creates the danger that we may incorrectly impute this risk to the presence or absence of an IMF program.

We construct the dependent variable two ways: first, as a simple binary indicator equaling one in the first year of a sudden stop; second, as the financial account balance if and only if a sudden stop occurred as a way of capturing the severity of the event.<sup>22</sup> Regressions using the first dependent variable are estimated by probit (we report the marginal probabilities), while regressions using the second dependent variable are estimated by tobit. In principle, the probit regressions should make more complete use of the available information. Country fixed-effects are used throughout. But because we also use global time-varying variables, time-period fixed effects are not included in the analysis of sudden stops.

The benchmark regressions for the determinants of sudden stops in Table 5 suggest that global factors matter, as emphasized by, *inter alia*, Calvo (2005), although the obvious suspects are not always prominent.<sup>23</sup> The U.S. high-yield spread (the spread over risk-free U.S. government bonds) is generally positive and on the margin of significance. The high-yield spread is often used as a measure of the global risk premium, with the implication that a rise in the risk premium can trigger reversals in capital flows to emerging markets. At its strongest, the coefficient estimate implies that every 100 basis point increase in this spread increases the probability of a sudden stop by between 1 and 1½ percentage points. In contrast, the U.S. treasury bill rate is not significant.<sup>24</sup> A somewhat surprising result is that an increase in the

---

<sup>22</sup> Instead of financial account balance, we also look at the change in financial account balance in the year of the sudden stop as compared to the average of pre sudden stop years. The two measures are highly correlated, and the results are similar across the two measures.

<sup>23</sup> We do not claim that we provide here a definitive analysis of the role of global factors in sudden stops – nor do we attempt to do so, given that the available space is fully occupied by our analysis of the effects of IMF programs. But this deserves to be a high priority for future work on the feasibility of an insurance facility, insofar as the importance of common global factors is directly related to the capacity of the IMF as a financial pool to provide assistance to different countries experiencing sudden stops.

<sup>24</sup> That the usual measures of global financial stress are not prominent in their explanation of the incidence of sudden stops is not necessarily inconsistent with their bunching in time. It is possible that measures of “common vulnerability” may attract the attention of international investors, causing them to retreat from a broad range of countries (see Mody and Taylor 2003). As such, country factors remain important in understanding the frequency of sudden stops. A previous study showing that the correlation between changes in U.S. treasury yields and capital flows to emerging markets was not always stable (that the correlation depended on the reason behind the change in U.S. Treasury yields) is Eichengreen and Mody (1998).

real price of oil appears to reduce the risk of a sudden stop -- surprising since many emerging markets countries are net oil importers. However, not all emerging-market economies are oil importers; indeed, some of those that have been historically most susceptible to sudden stops are substantial oil exporters. High oil prices tend to coincide with high commodity prices generally, and it is not surprising that emerging market countries, many of which are commodity exporters, enjoy larger and steadier capital inflows when commodity prices move in their favor. Moreover, a rise in oil prices also improves global liquidity, since oil-rich nations accumulate balance of payments surpluses that need to be reinvested, and this may work to the advantage of emerging market countries.

Among the country-specific factors, high and rising ratios of domestic credit to GDP are strongly associated with sudden stops, as emphasized in the credit-boom literature (IMF 2004). There is some suggestion that periods of rapid growth associated with credit expansions are likely to end in sudden stops.<sup>25</sup> Presumably, some of these high credit growth episodes are fuelled by the inflow of foreign capital, which can reverse abruptly. A high ratio of debt to GDP (in levels but not rate-of-change form) also increases vulnerability. A smaller trade balance and a larger ratio of debt service to exports increase the likelihood of a sudden stop. The message seems to be that the combination of a domestic credit boom and the emergence of external payment risks heightens the risk of a sudden stop.

A variety of sensitivity analyses left these basic results unchanged.

- We dropped the country dummies, thus adding cross-section variation, without significantly altering our findings. However, it remains the case that most of the variation in the dependent variable is still explained by within-country variations rather than by cross-country differences.
- Results for the longer period 1984 to 2003, in the last column of Table 5, continue to produce qualitatively similar findings.
- We relaxed our stringent criteria and mechanical procedures for identifying sudden-stop episodes, adding additional borderline cases such as Russia and Brazil at the end of the 1990s. Again, the results carried over.<sup>26</sup>

---

<sup>25</sup> As in Calvo et al. (2004), we also included a measure of dollarization. Confirming their finding, dollarization is associated with a higher probability of a sudden stop. However, our other findings do not change and we do not include dollarization in the regressions to preserve the sample size.

<sup>26</sup> Similarly, all the results reported below continue to obtain when we add these borderline cases to our list of sudden-stop episodes.

- Using the Reinhart-Rogoff classification of exchange rate regimes, we added dummy variables for pegged rates and regimes of limited flexibility (managed- and freely-floating regimes are the omitted alternative).<sup>27</sup> We find (in Table 6) that the more rigid the regime, the greater the likelihood of a sudden stop.<sup>28</sup> This negative association of sudden stops with exchange rate flexibility is consistent with the literature in which it is argued that currency flexibility encourages creditors and debtors to more fully internalize the risks of foreign lending and borrowing (see e.g. Goldstein 1998). This is also the same result as in Edwards (2005). While the vector of exchange rate regime variables is not significant here, it turns out to be significant in some of the additional specifications below.<sup>29</sup>
- Because exchange-rate-regime and capital-account-regime choices are related, we also considered the effects of financial opening. We use a one-period lag of the Mody and Murshid (2005) measure of financial integration.<sup>30</sup> The point estimate (again in Table 6) suggests that countries that are more deeply integrated with global financial markets are less vulnerable to sudden stops, as if countries better integrated into international financial markets have stronger institutions. Again, this is the same result as in Edwards (2005). And although this variable is also not significant here, it turns out to be significant in some of the further specifications below.

## VI. IMF PROGRAMS AND SUDDEN STOPS

Table 7 adds IMF programs. Recall that we distinguish “existing” programs (in place at least two years prior to the occurrence of the sudden stop) from “new” programs negotiated in the immediately preceding two years. The coefficient on preexisting programs is arguably less contaminated by simultaneity (which should in any case bias the coefficient in a positive direction, the opposite of the sign we find). Preexisting programs, as a measure of the IMF’s ongoing commitment to the country, may also have a stronger signaling effect. In practice, we find that both pre-existing and new programs negatively affect the probability of a sudden

---

<sup>27</sup> See Reinhart and Rogoff (2004). In principle, it captures the de facto operative regime.

<sup>28</sup> Although the effect is not statistically significant, it is found to be significant in the later tables.

<sup>29</sup> Note, however, that the new IMF classification of exchange rates produces more ambiguous results.

<sup>30</sup> The financial integration index is based on four measures of the intensity of capital controls that are published in the IMF’s *Annual Report on Exchange Arrangements and Exchange Restrictions*.

stop. In the present specification, the coefficient on new programs is larger in absolute value, although it does not differ significantly from that on existing programs.<sup>31</sup>

The insurance analogy is sometimes taken as an argument for exceptional access—as justifying a credit line sufficiently large to reassure private investors. This suggests distinguishing effects by the size of the program. We do so in two ways, scaling programs by short-term external debt and GDP. Both ratios are lagged by one period. IMF credit as a share of GDP is negative and significant at conventional confidence levels, but not so IMF credit scaled by short-term debt.

Next we test for whether IMF programs have a more powerful preemptive effect in countries with strong fundamentals, as suggested by the insurance analogy. We construct the first principal component of the vector of variables capturing country policies and conditions included in Table 7 above.<sup>32</sup> We normalize the resulting variable so that it has zero mean and so that a positive value indicates worsening fundamentals. We then interact the resulting index of fundamentals with the new IMF program variable. The positive and significant coefficient on the interaction term in Table 7 suggests that as the strength of domestic fundamentals declines, the effectiveness of IMF programs in reducing the likelihood of a sudden stop diminishes.<sup>33</sup>

A key question is whether the negative association of programs and sudden stops reflects causality running from the latter to the former. Actually, it is not clear that endogeneity is a serious problem; one can argue that reverse causality should bias the coefficient toward zero, since a sudden stop will increase the likelihood of a Fund program and thus produce a positive

---

<sup>31</sup> The size of the coefficients differs more noticeably when we correct for endogeneity, as suggested by the observation that pre-existing programs should be less contaminated by this bias (see below).

<sup>32</sup> We use high yield spreads, oil prices, real GDP growth, the trade balance/GDP ratio, the debt service/export ratio, and the domestic credit measure in calculating principal components. The first principal component captures 21 percent of the variation in the underlying series. In theory it would be possible to interact the IMF program dummy with each of the variables used to represent fundamentals (or to include additional principal components beyond the first), but this creates problems of multicollinearity and complicates interpretation. We could also construct our own linear combination of the variables representing fundamentals, but it seems preferable to let this simple statistical methodology do so for us.

<sup>33</sup> This is a congenial finding for those who advance the insurance analogy for IMF programs. In earlier work analyzing the catalytic effect of the IMF on capital flows, we similar find evidence of threshold effects, especially for access to bond markets (Mody and Saravia, 2003 and Eichengreen, Kletzer, and Mody, 2005). In particular, countries in an intermediate state of vulnerability seemed to benefit from improved market access while others did not.

relationship, whereas we find a negative coefficient.<sup>34</sup> Be that as it may, the appropriate treatment is instrumental variables. We follow the strategy of Barro and Lee (2004) for instrumenting IMF programs. These authors argue that decision making in the Fund is influenced by the organization's principal shareholders, above all the United States. They model the likelihood of a program as a function not just of country characteristics but also of its links with the United States.<sup>35</sup> To capture the latter they include U.S. aid as a percentage of total foreign aid received by the country and the share of votes in the UN General Assembly in which the country voted the same way as the United States, both lagged.<sup>36</sup> In our sample U.S. aid enters the first-stage regression positively, as predicted, and is significantly different from zero.<sup>37</sup> UN voting patterns, in contrast, do not exhibit the expected sign.<sup>38</sup> Given the

---

<sup>34</sup> We provide some evidence on this below.

<sup>35</sup> Dreher and Jensen (2003) take a similar empirical approach but take as their dependent variable the number of conditions attached to a program. Oatley (2003) considers instead the political determinants of the size of IMF loans.

<sup>36</sup> The authors also use past participation in Fund programs as an instrument. The problem with using lags of the endogenous variable as an instrument is of course that it may be picking up omitted country characteristics that are slow to change and durably associated with financial problems; see Mody and Stone (2005). Alternatively, we can follow Celasun and Ramcharan (2005) by using the share of G-3 exports going to each subject country as a measure of the importance the principal shareholders may attach to extending assistance through the Fund. However this variable turns out to be a poor instrument for the incidence of the IMF program. The coefficient of this variable is consistently negative and significant in the first stage regressions of IMF programs. One interpretation is that it is a proxy for the size of the country and the larger countries are probably less susceptible to problems necessitating an IMF program.

<sup>37</sup> Use of voting in the UN General Assembly has been criticized in the political-science literature for being dominated by non-consequential votes and thus containing relatively little information on political affinity. This is one interpretation of what we find in the first-stage regressions.

<sup>38</sup> Note that we include also a number of additional global and country-specific variables that may influence the decision to approach the Fund (and the Fund's decision to extend assistance). While these variables do not provide identification in the second stage (they do not plausibly satisfy the exclusion criterion for an instrumental variable), they reassure us that any significance we impute to the U.S. aid in the first stage is really attributable to these other characteristics.



counterintuitive sign on this variable, we rely on the specification in the first column of Table 8, which excludes UN voting patterns, for purposes of instrumentation.<sup>39</sup>

Table 9 shows the second-stage estimates. The presence of a new IMF program continues to negatively influence the probability of a sudden stop. Both the statistical significance and absolute value of the coefficient are greater than before. This is to be expected: if susceptibility to a sudden stop increases the likelihood of an IMF program, then reverse causality will bias the coefficient in a positive direction; correcting for simultaneity thus yields a more significant negative coefficient whose absolute value is larger. Pre-existing programs are significant as well. All this is consistent with the hypothesis that IMF programs provide valuable insurance against sudden stops.

Given the strong policy implications of these findings, we considered a number of further robustness checks.

- When we consider the period longer period starting in 1984, as in the last column of Table 9, the strength of pre-existing programs remains. In contrast, the coefficient on new programs becomes less significant. It would thus appear that the signaling effect of an ongoing IMF commitment to the country is particularly important in the more recent period. The interaction between new programs and fundamentals remains unchanged even in the longer period, pointing to continued importance of country fundamentals in determining the influence of IMF programs.
- As above, we analyzed whether our results held up when we relaxed the stringent criteria used to identify sudden stops. First, we added Brazil and Russia in 1999, two cases that many would regard as sudden stops but which are not picked up by our criteria. Second, we dropped, Bangladesh, Bolivia, Ghana, and Pakistan, which drew on the Fund's concessional financing facilities, indicating that their international capital market linkages were qualitatively different from those of the other country samples. The results remained the same.<sup>40</sup>

---

<sup>39</sup> Of interest also in the determinants of IMF programs are the similarities and contrasts with the determinants of sudden stops. External debt and debt service indicators work in the same way (though with differing strengths): more debt and debt service increase the likelihood of both IMF programs and of sudden stops. In contrast, domestic growth based on high and growing levels of credit are associated with a lower likelihood of IMF programs. Thus, countries experiencing such exuberant growth are unlikely to contract with the IMF and remain susceptible to sudden stops.

<sup>40</sup> In fact, dropping the country with concessional financing strengthens the results, pointing especially to the risks to the others of pegging exchange rates and indicating greater value to a more open capital account (see Appendix I, Tables A1 and A2).

- We considered alternative instrumentation strategies. For example, following Oatley (2003), we constructed a measure of country indebtedness to U.S. banks as a further instrument. Adding it has relatively little impact on the results (perhaps because this variable turns out to be a relatively weak instrument in this context).

## VII. EXTENSIONS

We also asked whether IMF programs reduce the intensity (as opposed to the frequency) of sudden stops. For this purpose we constructed our dependent variable as the financial account outflow if and only if a sudden stop occurs. Regressions using this dependent variable are estimated by tobit.

The results, in Table 10, are similar to the earlier probit estimates, though with some noteworthy differences. There is stronger evidence for an increase in high-yield spreads, reflecting a rise in risk aversion, to be associated with a reduction in capital inflows. As before, a rise in oil prices works in the opposite direction. Among country factors, a high credit-to-GDP ratio and rapid credit growth are associated with larger capital outflows, and a more open capital flows regime appears to reduce the intensity of a sudden stop.<sup>41</sup> Compared to new programs, pre-existing programs seem to have a clearer effect in reducing the intensity of capital outflows; also while new programs and their interaction with fundamentals work in the same way as before, the statistical significance is weaker. Note that when new programs are instrumented, the size of the coefficient again becomes noticeably, even implausibly, larger in absolute-value terms. Finally, when all the relevant IMF variables are included, as in the last two columns of Table 10, the precision of the estimates declines.

We also considered the impact of IMF programs on growth around the time of sudden stops. The raw data in the second panel of Table 11a suggest the recessionary impact of sudden stops in countries both with and without Fund programs. Growth is even slower following sudden stops in those cases where IMF programs are present. But the financial balance (in the first panel of Table 11a) is also worse when a Fund program is present—suggesting, plausibly, that programs are put in place in cases where economic circumstances are worse—reminds us that other things are not in fact equal and the slower growth cannot be attributed to IMF programs without further investigation.

It turns out to be difficult to draw firm conclusions about the impact on output of IMF programs in these episodes. As a first cut, we regressed annual growth (again in a country panel covering the period 1990-2003) on a vector of controls, the presence or absence of a sudden stop, a dummy variable for the presence of a Fund program, and the interaction of the sudden stop and the presence of a program. In the benchmark regression in the first column,

---

<sup>41</sup> Other conditioning variables are less significant, though virtually always of the same sign as in the probit estimates.

per capita income in the previous year enters negatively and significantly, suggesting some short-term mean reversion. More rapid U.S. growth is conducive to more rapid recovery in emerging market countries. A sudden stop leads to slower growth, as expected. The dummy for the presence of a Fund program is negative and significant, with two alternative interpretations: the strict conditionality generally associated with programs leads to slower growth in the short run or that programs are associated with weak fundamentals not included in the regression.

Importantly for present purposes, the interaction between the IMF programs and sudden stops is not significant. In other words, even if Fund programs reduce the incidence of sudden stops, they do not obviously shape their impact on growth, in one direction or the other. We find the same basic results on adding additional financial controls in columns 2 and 3.

We know from earlier sections that countries with IMF programs are not randomly selected from the larger population. Before drawing conclusions about their impact on growth, we therefore need to control not just for observed differences between program and non-program countries but also for unobserved heterogeneity. In columns 4-5 we use the two-stage Heckman procedure, adding as an additional regressor the Inverse Mills ratio, denoted  $\Lambda$ , derived from the first-stage regression of the determinants of IMF programs (in the first column of Table 8).<sup>42</sup> Sudden stops continue to exert a negative impact on growth (significant in column 4, insignificant in column 5 where the financial balance is introduced directly). IMF programs now have a positive rather than a negative impact on growth (though with weak statistical significance). The change in sign is consistent with the negative coefficient on the Inverse Mills ratio, which implies that unobserved country-specific factors that raise the likelihood of an IMF program also reduce the country's growth rate. But the t-statistics leave us reluctant to push any conclusion about this too far. The key finding remains: the interaction of sudden stops and IMF programs is still indistinguishable from zero. Thus, while the presence of a program may reduce the incidence of sudden stops, there is no evidence that programs affect short-term output losses, one way or the other, when sudden stops do occur.

## VIII. CONCLUSIONS AND IMPLICATIONS

In this paper we have presented a first attempt to identify the impact of IMF programs on sudden stops. The literature on self-fulfilling crises and the insurance motive for IMF lending suggests that Fund programs could reduce the incidence of these episodes characterized by disruptive capital-flow reversals. In contrast, a literature critical of IMF programs suggests that such programs, especially those negotiated in the Asian crisis, have tended to be too

---

<sup>42</sup> Dropping the interaction term allows us to estimate the same relationship using STATA's more efficient Heckman procedure (where the selection and growth equations are estimated simultaneously). In the present instance, results using the two estimation procedures are virtually indistinguishable.

small or too late, and too laden with burdensome economic and political conditions to restore confidence.<sup>43</sup>

Much of the evidence invoked in this debate is, however, anecdotal. A more systematic analysis such as that we have sought to provide here is clearly needed. Our results are broadly consistent with the notion that IMF programs have some effect in reducing the incidence of sudden stops. The evidence that negotiation of a Fund program in immediately prior years reduces the likelihood of a sudden stop is relatively robust. As economic logic suggests, this finding is, if anything, strengthened when we correct for endogeneity. The results further suggest that this effect operates more powerfully in countries with strong fundamentals, consistent with the insurance argument.

One should be cautious with these findings. The literature on the effects of IMF programs is notorious for its methodological limitations. Countries approaching the Fund differ systematically from other countries, creating problems of endogeneity and selectivity. In this paper we have described some instrumental-variables strategies and statistical adjustments for these problems. However, these approaches have limitations, and many of the same critiques levied against the related literature apply to the results reported here. These are more reasons for regarding the results as a first cut and not a definitive guide to policy.

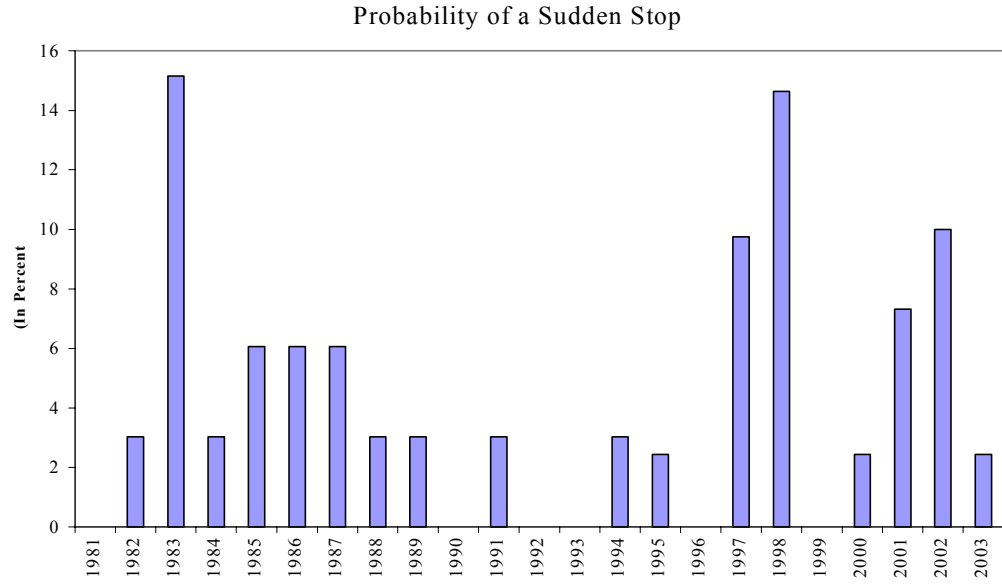
Even if one accepts that there is evidence that IMF programs reduce the incidence and virulence of sudden stops, this leaves open the question of whether and how the institution's lending practices should be adapted. One view would be that such findings strengthen the case for a generously endowed, quick disbursing, automatic facility for which countries with strong policies would presumably be prequalified. A different view would be that prequalification is impractical and automaticity is infeasible but that the Fund can still streamline and enhance access to its resources for countries with strong fundamentals.<sup>44</sup> The results in this paper will not resolve this debate, but they will be more grist for the mill.

---

<sup>43</sup> Experience during the Asian crisis does not, of course, negate our findings on the insurance value of IMF programs, since when we limit the sample to the 1990s and after we find that pre-existing programs were most effective, and in fact programs were not already in place in the countries with the most severe crises. Thus, in the case of Thailand, it can be argued that the problem was the absence of a program prior to the sudden stop—and that by the time an arrangement was negotiated, things had gotten out of hand. In contrast, the Philippines, which did have a program in place, experienced a milder sudden stop.

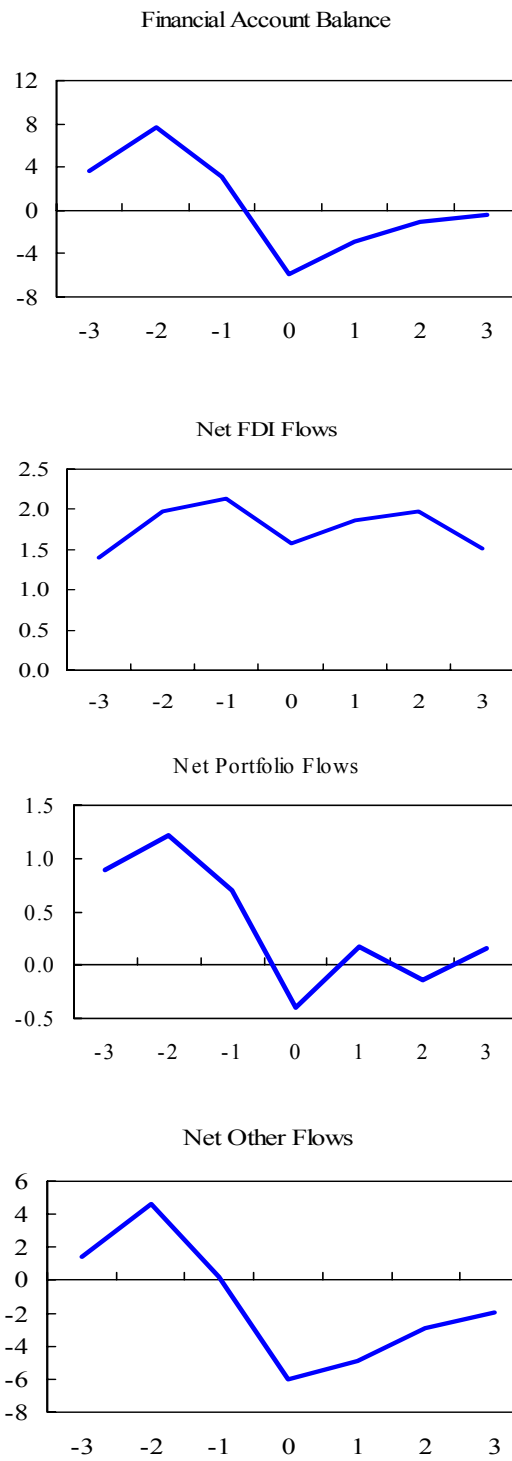
<sup>44</sup> Thus, the IMF's Managing Director suggested in a February 9 speech (de Rato 2006) "an instrument carrying relatively high access, available in a single purchase if a capital account crisis occurred, subject to a Fund-supported program being in place and on track."

**Figure 1. Year-Wise Probability of a Sudden Stop**



Source: Authors' calculations

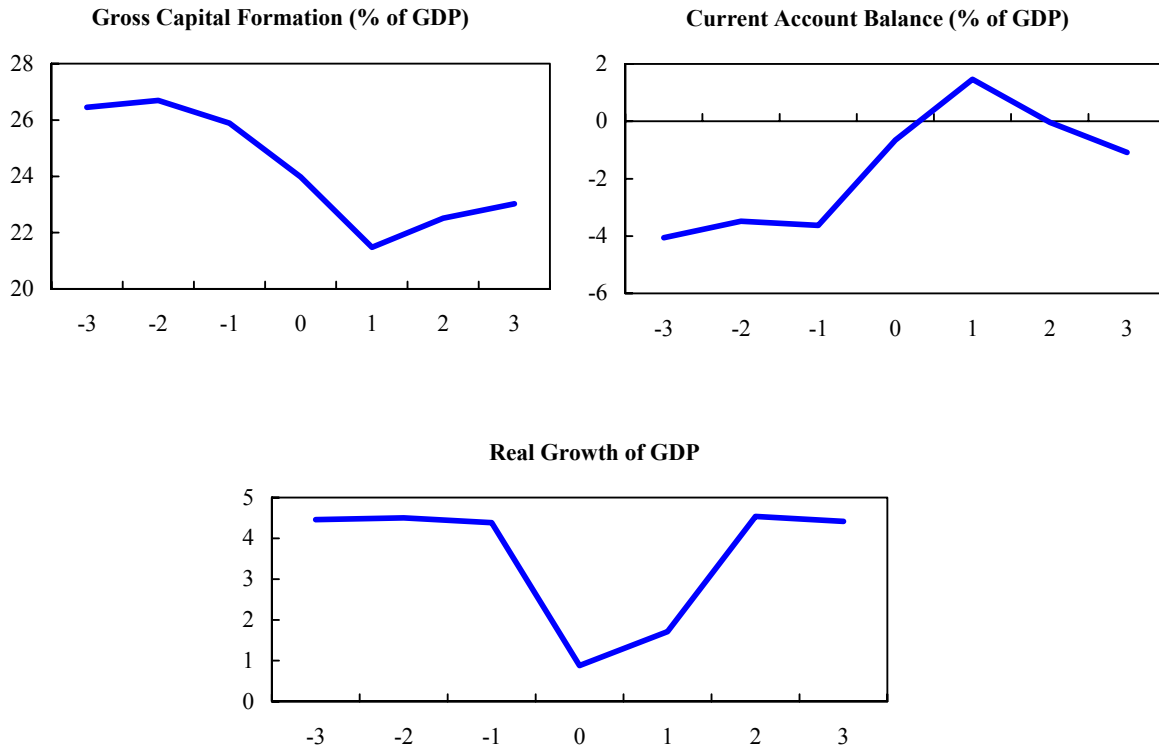
**Figure 2. Magnitude and Composition of Financial Flows (In percent of GDP)**



---

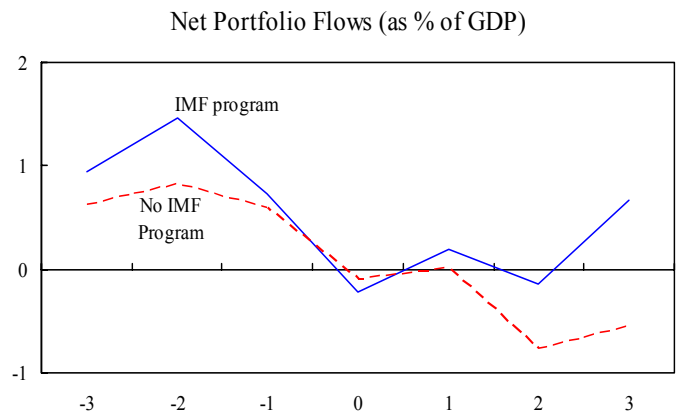
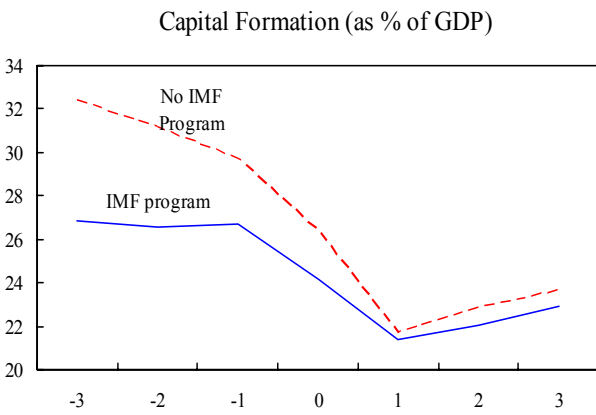
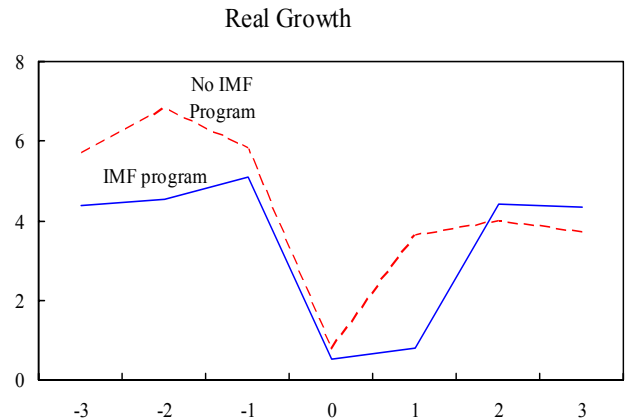
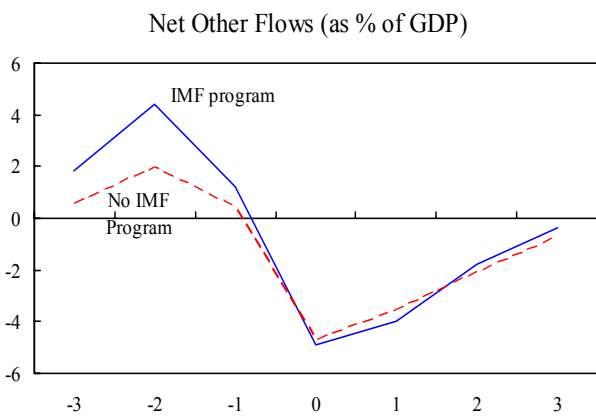
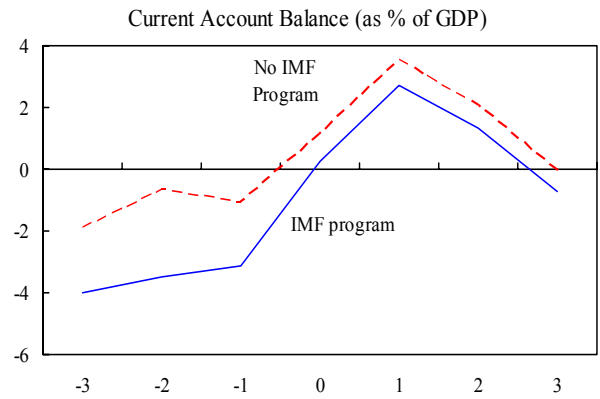
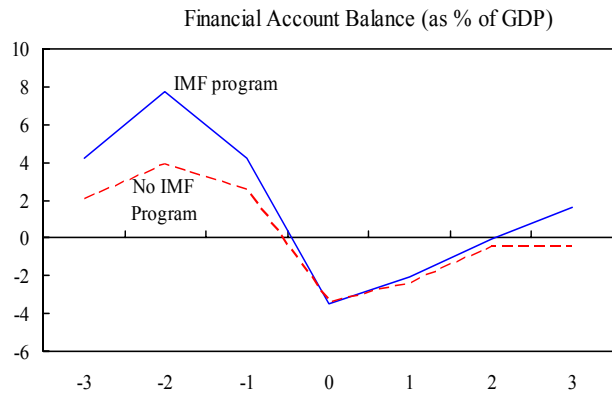
Source: Authors' calculations

**Figure 3. Macroeconomic Effects of Sudden Stops**



Source: Authors' Calculations

**Figure 4. IMF-Supported Programs and Effects of Sudden Stops**



Source: Authors' calculations



**Table 1. Literature on Sudden Stops**

Authors/Year	Countries/Types/Years	Dependent Variable	Main Explanatory Variables	Main Results
Calvo, Izquierdo, and Mejia (2004)	15 emerging market countries and 17 developed countries, 1990-2001.	Sudden stop dummy	<ol style="list-style-type: none"> <li>1) Degree of domestic liability dollarization.</li> <li>2) 1 minus (the degree of trade openness)—to proxy for the sensitivity of the real exchange rate to capital flow reversals.</li> </ol> <p><i>Control variables:</i> two measures of exchange rate regime flexibility, ratio of foreign reserves to current account deficit, credit growth, FDI, fiscal balance, terms of trade growth, public sector debt, yearly dummies.</p>	<p>Domestic liability dollarization and trade closedness are positively correlated the probability of a sudden stop.</p> <p>The effect of openness and liability dollarization on the probability of a sudden stop could be non-linear. High current account leverage (i.e. less open) is particularly dangerous for countries with a high degree of dollarization.</p>
Frankel and Cavallo (2004)	141 countries, 1970-2002.	Sudden stop dummy	<ol style="list-style-type: none"> <li>1) Trade openness.</li> <li>2) Foreign debt to GDP.</li> <li>3) Current account balance to GDP.</li> </ol> <p><i>Control variables:</i> log of reserves in months of imports, log of GDP per capita, FDI/GDP, institutional quality ratio of short-term debt to total debt, and a measure of nominal exchange rate rigidity.</p>	<p>Openness makes countries less vulnerable to sudden stop. This negative relationship is even stronger when correcting for the endogeneity of trade using the gravity instrument for trade openness.</p> <p>Sudden stops are more likely when initial current account deficit to GDP is high.</p> <p>Foreign debt to GDP does not appear to have significant impact on the probability of a sudden stop.</p>
Hutchison and Noy (2004)	27 emerging market countries, 1975-1997.	GDP growth rate	<ol style="list-style-type: none"> <li>1) Currency crisis dummy.</li> <li>2) Current account reversal dummy.</li> <li>3) Sudden stop crisis dummy (interaction of the two dummy variables above).</li> </ol> <p><i>Control variables:</i> (lagged) real GDP growth, change in budget surplus to GDP ratio, credit growth, foreign output growth, real exchange rate overvaluation, openness, country dummies.</p>	<p>Currency crises and current account reversals have significant negative effects on output growth. Sudden stop crises have a large negative, but short-lived, impact on output growth over and above that currency crises.</p>
Edwards (2005)	157 countries, 1970-2000	GDP per capita	<ol style="list-style-type: none"> <li>1) Sudden stop dummy.</li> <li>2) Current account reversal dummy.</li> </ol> <p><i>Control variables:</i> External terms of trade shocks (change in terms of trade), the growth gap (the difference between the long run rate of real per capita GDP and the current rate).</p>	<p>Reversals and sudden stops each have a significantly negative effect on per capita growth. However, when both reversals and the sudden stop dummies are included in the growth regression, the reversal dummy continues to be significantly negative while the coefficient for the sudden stop dummy does not.</p>

**Table 2. Literature on IMF-Supported Programs**

Authors/Year	Countries/Types/Years	Dependent Variable(s)	Measurement of IMF Program Effect	Control Variables	Findings regarding IMF programs
Goldstein and Montiel (1986)	58 developing countries	1) Overall balance of payments/ GNP	The mean change between the pre- and the post program periods across the group of program countries for each of the outcome variables.	(For GEE method.) <u>Policy instruments:</u> 1) The change in domestic credit. 2) The real effective exchange rate.	Before-after analysis: There is a marked difference in the nature and pattern of estimated program effects from year to year and none of them is significant. This could be because this method does not control for nonprogram influences on the changes in outcome variables.  With-out analysis: Program countries appear to have lower BOP, lower current account deficit, lower real growth, and higher inflation rate than nonprogram countries. However, these estimates of program effects could be biased due to nonrandom selection.
	1974-1981	2) Current account/GNP 3) Inflation rate 4) GDP growth	The difference in mean changes of the outcome variables for program and non-program countries. The sign and statistical significance of the coefficients of the IMF program dummy.	<u>External exogenous variables:</u> 3) Time dummy variables.  Others: 4) Country dummy variables. 5) Lagged outcome variables.	
Pastor (1987)	18 Latin American countries	1) Balance of payments measures 2) Inflation rate 3) GDP growth 4) Labor's share of income	The mean change between the pre- and the post program periods across the group of program countries for each of the outcome variables	-	Insignificant changes in current account  Significant improvements in the overall balance of payments.  Significant increases in inflation.  Mixed effects on growth.
Khan (1990)	69 developing countries	1) Balance of payments to GDP 2) Current account surplus to GDP 3) Inflation rate 4) Real GDP growth rate	The mean change between the pre- and the post program periods across the group of program countries for each of the outcome variables	(For GEE method) <u>Policy instruments:</u> 1) The change in domestic credit 2) The real effective exchange rate 3) The ratio of fiscal balance to GDP <u>External exogenous variables:</u> 4) Changes in terms of trade 5) Time dummy variables	Before-after analysis: Programs lead to an improvement only in the current account position.  With-out analysis: Programs lead to balance of payments improvement, current account improvement, and reduced inflation rate. All of these effects are larger in magnitude relative to the before-after estimators.  GEE method: The current account improves and the growth rate is significantly reduced in program countries relative to the change in nonprogram countries.  Two-year comparisons show that the positive program effects on the BOP, the current account, and inflation become stronger, and the negative effects on growth rate become weaker over time.
	1973-1988		The difference in mean changes of the outcome variables for program and non-program countries. The sign and statistical significance of the coefficients of the IMF program dummy.		

Table 2. Literature on IMF-Supported Programs (Continued)

Authors/Year	Countries/Types/Years	Dependent Variable(s)	Measurement of IMF Program Effect	Control Variables	Findings regarding IMF programs
Conway (1994)	74 developing countries 1976-1986	1) <i>Economic performance</i> -- GDP growth, domestic investment to GNP ratio, current account-to-GNP ratio, inflation rate.  2) <i>Policy variables</i> -- the ratio of government consumption to GNP, the rate of domestic credit creation, budget surplus/deficit as a share of GNP, real exchange rate.	The sign and statistical significance of the coefficients of: 1) A binary indicator of participation ( $P_{it}$ ) 2) Percentage of year $t$ that country participated ( $F_{it}$ ) 3) Percentage of available funds for country $i$ for period $t$ that is disbursed ( $V_{it}$ )	1) Terms of trade 2) Long- and short-term debt per capita 3) Real interest rate 4) Share of total output coming from agricultural sector (proxy for secular stage of economic development) 5) Foreign reserves to imports 6) Country-specific dummy variables 7) dependent variable lagged once and twice	The current account ratio improves concurrently with participatio in an IMF program, while the investment ratio declines. Inflation and real GNP growth fall contemporaneously but effects are insignificantly different from zero.  The lagged effects of IMF programs on real GNP growth and the current account are positive and statistically significant.  Both concurrent and lagged evidence suggests that IMF program participation is associated with significantly reduced budget deficits. Reductions in government current expenditure and depreciation of the real exchange rate concurrent with the IMF program but are statistically insignificant
Dicks-Mireaux, Mecagni, and Schadler (2000)	74 low-income countries 1986-1991	1) Real GDP growth rate 2) Consumer price inflation 3) The ratio of external debt/service to exports (measure of external viability)	The sign and statistical significance of the coefficients of the IMF program dummy	<u>Policy instruments:</u> 1) Lagged fiscal balance to GDP 2) Lagged net domestic asset growth 3) Lagged percentage change in the nominal exchange rate <u>Exogenous external variables:</u> 4) Changes in terms of trade 5) Growth of export markets <u>Lagged dependent variables:</u> 6) Lagged real GDP growth rate 7) Lagged inflation rate 8) Lagged external debt/service ratio	There are statistically significant beneficial effects of IMF support on output growth and the debt/service ratio, but no effects on inflation.
Przeworski and Vreeland (2000)	79 developing countries 1971-1990	Output growth	The difference between values of growth expected in the two situations (under and not under IMF programs) independently of selection	-	IMF program participation lowers growth rates for as long as countries remain under a program. Once countries leave the program, they grow faster than if they had remained, but not faster than they would have without participation.

**Table 2. Literature on IMF Programs (Continued)**

Authors/Year	Countries/Types/Years	Dependent Variable(s)	Measurement of IMF Program Effect	Control Variables	Findings regarding IMF programs
Hutchison (2001)	67 developing countries 1970-1997	Real GDP growth	The sign and statistical significance of the coefficients of: 1) IMF program dummy 2) Interaction term between the currency crisis dummy and the IMF program dummy (measuring additional effects on output growth arising from a currency crisis that is immediately followed by an IMF program)	<u>Policy instruments:</u> 1) Lagged change in budget surplus to GDP 2) Lagged inflation 3) Lagged credit growth <u>External exogenous factors:</u> 4) trade-weighted lagged external growth rates of major trading partners 5) Lagged rate of real exchange rate overvaluation	Both a currency crisis and an IMF program leads to an output loss. IMF programs lower output growth somewhat on average, but there is no additional effect of the program when associated with a severe currency or balance of payments crisis.  The adverse effects from participating in an IMF program are significant in the first year of the IMF program but no significant additional effects in subsequent years.
Barro and Lee (2002)	81 developing countries 1975-1999	GDP growth rate	The sign and statistical significance of the coefficients of: 1) IMF loan size -- the period-average of the ratio of IMF loans to GDP 2) IMF participation -- the fraction of months during each five-year period that a country is under an IMF loan program	1) Log of initial per capita GDP 2) Human resources (educational attainment, life expectancy, and fertility) 3) The ratio of investment to GDP 4) Changes in the terms of trade (export prices relative to import prices) 5) Institutional and policy variables (government consumption, a subjective index of the rule of law, international openness, and inflation)	With simple OLS, an increase in IMF lending is associated with a contemporaneous reduction of economic growth. After controlling for endogeneity with the instrumental variables, there is no statistically significant impact of IMF lending on economic growth in the contemporaneous five-year period, but there is a statistically significant negative effect on growth in subsequent five years.
Evrensel (2002)	91 developing countries 1971-1997	1) Current account 2) Overall balance of payments 3) Reserves 4) Domestic credit 5) Inflation rate 6) Budget deficit 7) Net domestic borrowing 8) Net foreign borrowing 9) Real growth rate	The mean change between the pre- and the post program periods across the group of program countries for each of the outcome variables	-	The only significant results are:  One year after the program, program participating countries appeared to have smaller overall BOP deficit, smaller domestic credit, lower inflation rate, smaller net foreign borrowing and smaller foreign debt.  However, all of these effects disappear in subsequent years.

Table 2. Literature on IMF Programs (Continued)

Authors/Year	Countries/Types/Years	Dependent Variable(s)	Measurement of IMF Program Effect	Control Variables	Findings regarding IMF programs
Hardoy (2002)	109 developing countries 1970-1990	The annual rate of growth of real GDP per capita	Matching estimator = average difference in the values of the outcome variable between participant observations and the matched non-participant observations.  Difference-in-difference matching estimator = difference between the matching estimators in pre-program and post-program periods.	1) Government expenditure to GDP 2) Investment to GDP 3) Exchange rate 4) Level of economic development 5) Dummy = 1 if period 1979-87, 0 if 1973-78 6) Regional dummies 7) Cumulative number of years under IMF program 8) Past participation index 9) Legislative election index 10) Growth of consumption to GDP 11) Current account balance to GDP 12) Terms of trade index 13) Balance of payment to GDP 14) Total debt service to GNP 15) Political regime dummy	No statistically significant effects of IMF program on growth after program participation. Estimated effects are always negative three years after participation.  Estimates are sensitive in many respects: the choice of sample, the reduction of the information set, the choice of time period, and the method applied.
Hutchison and Noy (2003)	67 developing countries 1975-1997	Real GDP growth	The sign and statistical significance of the coefficients of: 1) IMF program dummy 2) Latin American IMF program dummy 3) IMF program dummy in the 1990s 4) Latin American IMF program dummy in the 1990s	<u>Policy instruments:</u>  1) Lagged change in budget surplus to GDP 2) Lagged inflation 3) Lagged credit growth  <u>External exogenous factors:</u>  4) trade-weighted lagged external growth rates of major trading partners 5) Lagged rate of real exchange rate overvaluation  <u>Crisis variables:</u> 1) Currency crisis dummy 2) Sudden stop crisis dummy	The average effect of an IMF program on output is statistically significant and negative. However, once controlled for the difference between IMF programs in Latin America and elsewhere, the average effect of IMF program disappears while the Latin American IMF program appears to lead to a statistically significant reduction of output growth.  IMF programs in Latin America are associated with very small positive output effects in the 1990s, but large negative effects during the 1975-1989.
Bordo, Moody, and Oomes (2004)	29 emerging market countries 1980-2002	1) Current account balance to GDP 2) Reserves to imports 3) Short-term debt to reserves	Difference between program participating and nonprogram participating countries (with similar fundamentals) in probabilities of moving to a better state		IMF programs are generally associated with improvements in external fundamentals, except when these fundamentals are already in very good shape.

Table 2. Literature on IMF Programs (Concluded)

Authors/Year	Countries/Types/Years	Dependent Variable(s)	Measurement of IMF Program Effect	Control Variables	Findings regarding IMF programs
Atoyan and Conway (2005)	95 developing countries 1993-2002	1) Changes in real per capita economic growth rate 2) Changes in fiscal surplus to GDP ratio 3) Changes in current account surplus to GDP ratio	Difference in intercepts from the two sub-samples  Coefficient of the propensity score (predicted value of probability of participation);  Intercept coefficient	For the censored-sample and the instrumental variable approaches, the "inverse Mills ratio" (probability of selection) is included to control for selection bias.  For the matching approach, the "matching" of participant and non-participant observations based on propensity scores readily controls for potential selection bias.	IMF programs have little impact on real economic growth in immediate year following the program initiation, but have an increasingly positive impact on growth in participating countries as the time horizon grows longer.
Dreher (2005)	98 developing countries 1970-2000 (5-year intervals)	Average five-year growth rate of per capita GDP	The sign and statistical significance of the coefficients of: 1) IMF programs -- continuous variable from 0 to 1, measuring the fraction of each period that a country operates under an IMF program (Barro & Lee 2005) 2) IMF loans to GDP 3) Compliance with conditionality variables: i) No program suspension dummy (Edwards 2001) ii) Equally phased loan disbursements (Dreher 2003) iii) The share of the agreed money actually disbursed (Killick 1995)	1) Log of per capita GDP at the beginning of each period 2) Human resources (secondary school enrollment, life expectancy, fertility rate) 3) Lagged values of investment to GDP 4) Lagged values of government consumption to GDP 5) Inflation rate 6) Terms of trade growth 7) Index of globalization 8) Country dummies 9) Time dummies (5-year periods)	There is considerable evidence from both SUR and 3SLS regressions suggesting that participation in IMF programs reduces economic growth. Compliance with conditionality mitigates this negative effect on growth, although the overall impact remains substantially negative.  Both the fiscal ratio and the current-account ratio improve contemporaneously with IMF participation relative to the counterfactual, with effects in succeeding years differing little from the immediate effects.

The amount of loans has no significant impact on growth.

**Table 2a. Magnitude and Composition of Capital Flows  
During and Prior to Sudden Stops  
(All expressed as percentage of GDP)**

	Three Year Average Prior to a Sudden Stop	During the First Year of a Sudden Stop
Total net financial inflows	4.2 [6.8]	-4.6 [4.8]
Net FDI	1.5 [1.9]	1.2 [1.6]
Net portfolio flows	.62 [1.5]	-.21 [1.46]
Net other capital flows	2.1 [6.5]	-5.6 [4.6]
of which,		
Net government flows	.52 [2.8]	-1.2 [3.5]
Net banks flows	.82 [3.6]	-2.0 [3.0]
Net other flows	.92 [3.1]	-1.9 [3.6]

Note: Standard deviations are given in brackets.

**Table 2b. Real Effects of Sudden Stops During and Prior to Sudden Stops**

	Three Year Average Prior to a Sudden Stop	During the First Year of a Sudden Stop
Current account balance (% of GDP)	-4.2 [5.2]	-0.20 [6.2]
Real growth	3.7 [4.2]	0.39 [5.5]
Export growth	1.2 [5.4]	1.2 [4.1]
Capital formation (% of GDP)	25.3 [7.4]	22.5 [6.9]
Fixed capital formation (% of GDP)	23.8 [6.6]	20.8 [6.5]

**Table 3. Sudden Stops and Banking and Currency Crises:  
Number of Sample Observations**

**A. Sudden Stops (SS) and Currency Crises (CC)**

	No CC	CC	Total
No SS	546	45	591
SS	23	10	33
Total	569	55	624

**B. Sudden Stops (SS) and Lagged Currency Crises (CC)**

	No CC (Lag)	CC (Lag)	Total
No SS	544	47	591
SS	25	8	33
Total	569	55	624

**C. Sudden Stops (SS) and Banking Crises (BC)**

	No CC	CC	Total
No SS	430	133	563
SS	13	15	28
Total	443	148	591

**D. Sudden Stops (SS) and Lagged Banking Crises (BC)**

	No CC (Lag)	CC (Lag)	Total
No SS	412	135	547
SS	20	8	28
Total	432	143	575



**Table 4. IMF-Supported Programs and Sudden Stops: Number of Sample Observations**

**A. New IMF-Supported Programs and Sudden Stops (1980-2003)**

Sudden Stop	IMF Program		Total
	No	Yes	
No	396	256	652
Yes	26	13	39
Total	422	269	691

**B. New or Existing IMF-Supported Programs and Sudden Stops (1980-2003)**

Sudden Stop	IMF Program		Total
	No	Yes	
No	300	373	673
1	21	18	39
Total	321	391	712

**C. New IMF-Supported Programs and Sudden Stops (1990-2003)**

Sudden Stop	IMF Program		Total
	No	Yes	
No	261	148	409
Yes	18	6	24
Total	279	154	433

**D. New or Existing IMF-Supported Programs and Sudden Stops (1990-2003)**

Sudden stop	IMF Program		Total
	No	Yes	
No	185	224	409
Yes	15	9	24
Total	200	233	433

**Table 5. Determinants of Sudden Stops**

Dependent Variable	Indicator for the first year of Sudden Stop				
	1990-2003			1984-2003	
Treasury Bill Rate	0.007				
	[0.97]				
High Yield Spread	0.008	0.006	0.011	0.012*	0.013*
	[1.36]	[1.08]	[1.61]	[1.68]	[1.88]
Change in Real Oil Prices	-0.001***	-0.001***	-0.001***	-0.002***	-0.001***
	[3.29]	[3.08]	[2.98]	[3.10]	[2.91]
GDP Growth	0.011***	0.012***	0.008**	0.007**	0.0001
	[3.15]	[3.11]	[2.12]	[1.99]	[0.05]
Trade Balance/GDP	-0.006*	-0.006	-0.006	-0.007*	-0.008***
	[1.73]	[1.63]	[1.51]	[1.74]	[2.70]
Debt Servicing/Exports	0.001	0.002	0.002*	0.002*	0.001
	[1.64]	[1.64]	[1.81]	[1.89]	[0.99]
Domestic Credit/GDP	0.002***	0.002**	0.002**	0.002**	0.002***
	[2.69]	[2.49]	[2.25]	[2.35]	[3.04]
Change in Domestic Credit/GDP	0.004***	0.004***	0.005**	0.005***	0.003**
	[2.99]	[2.91]	[2.47]	[2.72]	[2.05]
Debt/GDP	0.003***	0.003***			
	[2.87]	[2.83]			
Change in Debt/GDP	0.001	0.001	0.001		
	[1.23]	[1.25]	[0.86]		
Country Fixed Effects	Yes	Yes	Yes	Yes	Yes
Time Fixed Effects	No	No	No	No	No
Pseudo R2	0.26	0.26	0.21	0.20	0.17
Number of Observations	227	227	227	227	332

Columns reporting probit results present marginal probabilities, based on the STATA command “dprobit”. Robust z statistics are presented in brackets. \*\*\* represents significance at 1 percent, \*\* at 5 percent, and \* at 10 percent levels.

**Table 6. Financial Mobility, Exchange Rate Regimes, and Sudden Stops**

Dependent Variable	Indicator for first year of Sudden Stop			
High Yield Spread	0.012*	0.013*	0.011	0.012*
	[1.84]	[1.91]	[1.61]	[1.73]
Change in Real Oil Prices	-0.002***	-0.002***	-0.002***	-0.002***
	[3.11]	[3.08]	[3.17]	[3.19]
GDP Growth	0.007**	0.007**	0.007*	0.007**
	[2.16]	[2.21]	[1.90]	[2.02]
Trade Balance/GDP	-0.006	-0.007*	-0.007*	-0.008**
	[1.47]	[1.66]	[1.76]	[2.08]
Debt Servicing/Exports	0.002**	0.002**	0.002**	0.002**
	[2.03]	[2.01]	[2.05]	[2.09]
Domestic Credit/GDP	0.003**	0.002**	0.002**	0.002**
	[2.41]	[2.28]	[2.35]	[2.41]
Change in Domestic Credit/GDP	0.005***	0.005***	0.005***	0.005***
	[2.68]	[2.70]	[2.75]	[2.82]
Exchange Rate Regime: pegged	0.028	0.033		
	[0.54]	[0.61]		
Exchange Rate Regime: limited flexibility	0.03	0.03		
	[0.69]	[0.53]		
Exchange Rate Regime: pegged (IMF)			-0.03	-0.04
			[1.15]	[1.27]
Exchange Rate Regime: limited flexibility (IMF)			0.02	0.02
			[0.52]	[0.57]
Financial Mobility		-0.01		-0.02
		[0.75]		[1.06]
Country Fixed Effects	Yes	Yes	Yes	Yes
Time Fixed Effects	No	No	No	No
Pseudo R2	0.21	0.21	0.21	0.21
Number of Observations	227	227	227	227

Columns reporting probit results present marginal probabilities, based on the STATA command “dprobit”. Robust z statistics are presented in brackets. \*\*\* represents significance at 1 percent, \*\* at 5 percent, and \* at 10 percent levels.

**Table 7. IMF Program and Probability of Sudden Stops (Probit Estimates)**

Dependent Variable	Indicator for first year of Sudden Stop				
High Yield Spread	0.011*	0.011**	0.011*	0.012**	0.006
	[1.81]	[1.98]	[1.94]	[2.04]	[1.03]
Change in Real Oil Prices	-0.001***	-0.001***	-0.001***	-0.001***	-0.001***
	[3.15]	[3.19]	[3.18]	[3.10]	[3.69]
GDP Growth	0.006*	0.007**	0.007*	0.007**	0.009***
	[1.73]	[2.00]	[1.93]	[2.11]	[2.66]
Trade Balance/GDP	-0.005	-0.002	-0.002	-0.003	-0.003
	[1.37]	[0.63]	[0.62]	[0.96]	[0.99]
Debt Servicing/Exports	0.002**	0.002***	0.002***	0.002**	0.001
	[2.29]	[2.69]	[2.70]	[2.46]	[1.49]
Domestic Credit/GDP	0.002***	0.003***	0.003***	0.003***	0.002***
	[2.66]	[3.08]	[3.06]	[3.02]	[2.95]
Change in Domestic Credit/GDP	0.004***	0.003**	0.003**	0.004***	0.004***
	[2.63]	[2.53]	[2.49]	[2.59]	[3.18]
Exchange Rate Regime: pegged	0.067	0.07	0.071	0.069	0.022
	[1.14]	[1.23]	[1.24]	[1.20]	[0.53]
Exchange Rate Regime: limited flexibility	0.007	-0.006	-0.005	-0.006	-0.003
	[0.20]	[0.20]	[0.16]	[0.19]	[0.11]
Financial Mobility	-0.018	-0.017	-0.016	-0.017	-0.016
	[1.45]	[1.59]	[1.40]	[1.52]	[1.51]
Existing IMF Program	-0.054***	-0.046**	-0.046**	-0.049**	-0.043**
	[2.98]	[2.57]	[2.56]	[2.56]	[2.47]
New IMF Program	-0.053**	-0.042*	-0.041	-0.047*	-0.040
	[1.99]	[1.73]	[1.63]	[1.81]	[1.64]
New Program*Fundamentals					0.046**
					[2.32]
Precautionary IMF program	-0.014		-0.01		
	[0.51]		[0.38]		
IMF Credit/GDP		-0.008*	-0.008*		
		[1.66]	[1.66]		
IMF Credit/Short Term Debt				-0.0001	-0.0001
				[0.63]	[0.84]
Country Fixed Effects	Yes	Yes	Yes	Yes	Yes
Time Fixed Effects	No	No	No	No	No
Pseudo R-squared	0.26	0.28	0.28	0.27	0.30
Number of Observations	227	217	217	217	217

Columns reporting probit results present marginal probabilities, based on the STATA command "dprobit". Robust z statistics are presented in brackets. \*\*\* represents significance at 1 percent, \*\* at 5 percent, and \* at 10 percent levels.

**Table 8. Determinants of IMF Programs**

Dependent Variable	New IMF Program in T-1 or T-2					
US Aid	0.058*** [3.79]	0.078*** [3.09]	0.072*** [3.24]	0.079*** [3.15]	0.071*** [3.16]	0.080*** [3.15]
Real Growth	-0.011 [1.53]	-0.027** [2.56]	-0.018* [1.76]	-0.027** [2.51]	-0.018* [1.68]	-0.028** [2.47]
Trade Balance/GDP	0.024*** [3.49]	0.047*** [3.95]	0.038*** [3.15]	0.046*** [3.69]	0.042*** [3.52]	0.046*** [3.69]
Debt Servicing/Exports	0.008*** [2.95]	0.009** [2.36]	0.008** [2.11]	0.009** [2.37]	0.009** [2.06]	0.009** [2.23]
Domestic Credit/GDP	-0.004* [1.83]	-0.006* [1.68]	-0.006 [1.62]	-0.006* [1.71]	-0.005 [1.54]	-0.006* [1.74]
Change in Domestic Credit/GDP	-0.007* [1.79]	-0.006 [1.23]	-0.008 [1.38]	-0.007 [1.35]	-0.007 [1.25]	-0.007 [1.37]
Debt/GDP	0.007*** [3.84]	0.009*** [3.49]	0.01*** [3.73]	0.01*** [3.70]	0.01*** [3.55]	0.01*** [3.64]
Change in Debt	0.002 [0.57]	0.007* [1.76]	0.009** [2.29]	0.008* [1.88]	0.009** [2.14]	0.008* [1.89]
Reserves/Imports	0.001 [0.63]	-0.001 [0.10]	0.001 [0.53]	0.001 [0.19]	0.001 [0.21]	0.0003 [0.13]
Short Term Debt/Reserves	-0.001*** [2.68]	-0.001*** [2.76]	-0.001*** [2.63]	-0.001*** [2.82]	-0.001*** [2.58]	-0.001*** [2.77]
Exchange Rate Regime: pegged	0.28*** [2.69]	0.45** [2.29]	0.37* [1.86]	0.46** [2.21]	0.40** [2.29]	0.47** [2.27]
Exchange Rate Regime: limited flexibility	-0.006 [0.08]	-0.035 [0.27]	-0.103 [0.75]	-0.071 [0.48]	-0.052 [0.41]	-0.067 [0.46]
UN Voting		-0.045*** [2.92]		-0.046*** [3.00]		-0.046*** [2.95]
Exposure of US Banks					-0.004 [0.18]	-0.011 [0.51]
Exports by G3 countries			0.017 [0.14]	0.076 [0.60]		0.067 [0.53]
Country fixed effects	Yes	Yes	Yes	Yes	Yes	Yes
Time fixed effects	Yes	Yes	Yes	Yes	Yes	Yes
Pseudo R-squared	0.27	0.36	0.32	0.37	0.26	0.37
Number of Observations	379	284	302	283	303	283

Columns reporting probit results present marginal probabilities, based on the STATA command “dprobit”. Robust z statistics are presented in brackets. \*\*\* represents significance at 1 percent, \*\* at 5 percent, and \* at 10 percent levels.

**Table 9. Determinants of Sudden Stops: Dealing with the Endogeneity of Programs**

Dependent Variable	Indicator for first year of Sudden Stop					
	1990-2003					1984-2003
High Yield Spread	0.001 [0.24]	-0.003 [0.83]	-0.004 [0.95]	-0.0002 [0.28]	-0.001 [0.95]	0.007 [1.47]
Change in Real Oil Prices	-0.001*** [3.17]	-0.001*** [3.90]	-0.001*** [3.98]	-0.0002*** [3.14]	-0.0002*** [3.68]	0.001*** [3.13]
GDP Growth	0.009** [2.40]	0.011*** [3.11]	0.009*** [2.98]	0.002*** [2.84]	0.002*** [3.00]	0.007** [2.20]
Trade Balance/GDP	-0.001 [0.37]	-0.002 [0.65]	-0.002 [0.79]	0.0004 [0.81]	0.0002 [0.40]	-0.003 [1.36]
Debt Servicing/Exports	0.002** [2.06]	0.001 [1.08]	0.001 [1.18]	0.001*** [3.49]	0.0003*** [2.71]	0.001 [0.70]
Domestic Credit/GDP	0.001* [1.78]	0.001 [1.47]	.0005 [1.04]	0.0003** [2.24]	0.0002** [1.99]	0.001** [2.45]
Change in Domestic Credit/GDP	0.003** [2.51]	0.003*** [2.90]	0.002*** [2.93]	0.0004** [2.12]	0.0003** [2.26]	0.003** [2.55]
Debt/GDP	0.003*** [2.97]	0.002*** [3.20]	0.002*** [3.24]	0.001*** [4.26]	0.001*** [4.27]	0.001* [1.92]
Change in Debt/GDP	0.001 [1.42]	0.001 [1.57]	0.001 [1.61]	0.0002** [2.14]	0.0002** [2.23]	0.001 [1.63]
Exchange Rate Regime: pegged	0.118* [1.65]	0.097 [1.52]	0.115* [1.82]	0.112** [2.48]	0.090** [2.37]	0.185** [2.22]
Exchange Rate Regime: limited flexibility	0.016 [0.59]	0.007 [0.35]	0.003 [0.16]	0.001 [0.30]	0.001 [0.15]	-0.007 [0.43]
Financial Mobility			-0.007 [1.15]	-0.001 [1.30]	-0.001 [1.50]	-0.0002 [0.02]
Existing IMF Program	-0.027** [2.08]	-0.023** [2.10]	-0.021** [2.20]	-0.004* [1.75]	-0.003* [1.83]	-0.025* [1.80]
New IMF Program, instrumented	-0.111* [1.81]	-0.092* [1.90]	-0.096** [1.99]	-0.030*** [3.04]	-0.026*** [3.10]	-0.041 [0.90]
Fundamentals*Program, instrumented		0.051** [2.36]	0.049** [2.31]		0.006* [1.96]	0.048** [2.17]
Precautionary IMF program			-0.014 [1.21]			
IMF Credit/GDP				-0.004*** [2.70]	-0.003*** [2.69]	0.001 [0.33]
Country Fixed Effects	Yes	Yes	Yes	Yes	Yes	Yes
Time Fixed Effects	No	No	No	No	No	No
Pseudo R-squared	0.30	0.33	0.34	0.42	0.43	0.25