

Economics 209A
Theory and Application of Non-Cooperative Games
(Fall 2013)

Games w/ pure information externalities

Social learning

- Agents use their information to identify a payoff-maximizing action so the choice of action reflects that information.
- By observing an agent's action, it is possible to learn something about his information and make a better decision.
- In social settings, where agents can observe one another's actions, it is rational for them to learn from one another.
- *Social learning* occurs when individuals learn by observing the behavior of others.

What have we learned from Social Learning?

The striking uniformity of social behavior is an implication of social learning:

- Despite the asymmetry of information, agents rationally ‘ignore’ their own information and ‘follow the herd’.
- Despite the available information, so-called *herd behavior* and *informational cascades* often result in an inefficient choice.
- Mass behavior is fragile, in the sense that small shocks may cause behavior to shift suddenly and dramatically.

The canonical model of social learning

- A set of players N , a finite set of actions \mathcal{A} , a set of states of nature Ω , and a common payoff function

$$U(a, \omega)$$

where $a \in \mathcal{A}$ is the action chosen and $\omega \in \Omega$ is the state of nature.

- Player i receives a private signal $\sigma_i(\omega)$, a function of the state of nature ω , and uses this private information to identify a payoff-maximizing action.

The canonical assumptions

- Bayes-rational behavior
- Incomplete and asymmetric information
- Pure information externality
- Once-in-a-lifetime decisions
- Exogenous sequencing
- Perfect information

Direct methodological extensions

- Caplin & Leahy (*AER* 1994), Chamley & Gale (*ECM* 1994)
- Avery & Zemsky (*AER* 1999), Chari & Kehoe (*JET* 2004)
- Çelen & Kariv (*GEB* 2004), Smith & Sørensen (2008)
- Bala & Goyal (*RES* 1998), Gale & Kariv (*GEB* 2004), Acemoglu et al. (2008)

The model of BHW (JPE 1992)

- There are two decision-relevant events, say A and B , equally likely to occur *ex ante* and two corresponding signals a and b .
- Signals are informative in the sense that there is a probability higher than $1/2$ that a signal matches the label of the realized event.
- The decision to be made is a prediction of which of the events takes place, basing the forecast on a private signal and the history of past decisions.

- Whenever two consecutive decisions coincide, say both predict A , the subsequent player should also choose A even if his signal is different b .
- Despite the asymmetry of private information, eventually every player imitates her predecessor.
- Since actions aggregate information poorly, despite the available information, such herds / cascades often adopt a suboptimal action.

- Anderson and Holt (*AER* 1997) investigate the social learning model of BHW experimentally.
- They report that “rational” herds / cascades formed in most rounds and that about half of the cascades were incorrect.
- Extensions: Hung and Plott (*AER* 2001), Kübler and Weizsäcker (*RES* 2004), Goeree, Palfrey, Rogers and McKelvey (*RES* 2007).

The model of Smith and Sørensen (ECM 2000)

- Two phenomena that have elicited particular interest are *informational cascades* and *herd behavior*.
 - Cascade: players 'ignore' their private information when choosing an action.
 - Herd: players choose the same action, not necessarily ignoring their private information.
- Smith and Sørensen (2000) show that with a continuous signal space herd behavior arises, yet there need be no informational cascade.

The model of Çelen and Kariv (GEB 2004)

Signals

- Each player $n \in \{1, \dots, N\}$ receives a signal θ_n that is private information.
- For simplicity, $\{\theta_n\}$ are independent and uniformly distributed on $[-1, 1]$.

Actions

- Sequentially, each player n has to make a binary irreversible decision $x_n \in \{0, 1\}$.

Payoffs

- $x = 1$ is profitable if and only if $\sum_{n \leq N} \theta_n \geq 0$, and $x = 0$ is profitable otherwise.

Information

- Perfect information

$$\mathcal{I}_n = \{\theta_n, (x_1, \dots, x_{n-1})\}$$

- Imperfect information

$$\mathcal{I}_n = \{\theta_n, x_{n-1}\}$$

The decision problem

- The optimal decision rule is given by

$$x_n = 1 \text{ if and only if } \mathbb{E} \left[\sum_{i=1}^N \theta_i \mid \mathcal{I}_n \right] \geq 0.$$

Since \mathcal{I}_n does not provide any information about the content of successors' signals, we obtain

$$x_n = 1 \text{ if and only if } \theta_n \geq -\mathbb{E} \left[\sum_{i=1}^{n-1} \theta_i \mid \mathcal{I}_n \right].$$

The cutoff process

- For any n , the optimal strategy is the *cutoff strategy*

$$x_n = \begin{cases} 1 & \text{if } \theta_n \geq \hat{\theta}_n \\ 0 & \text{if } \theta_n < \hat{\theta}_n \end{cases}$$

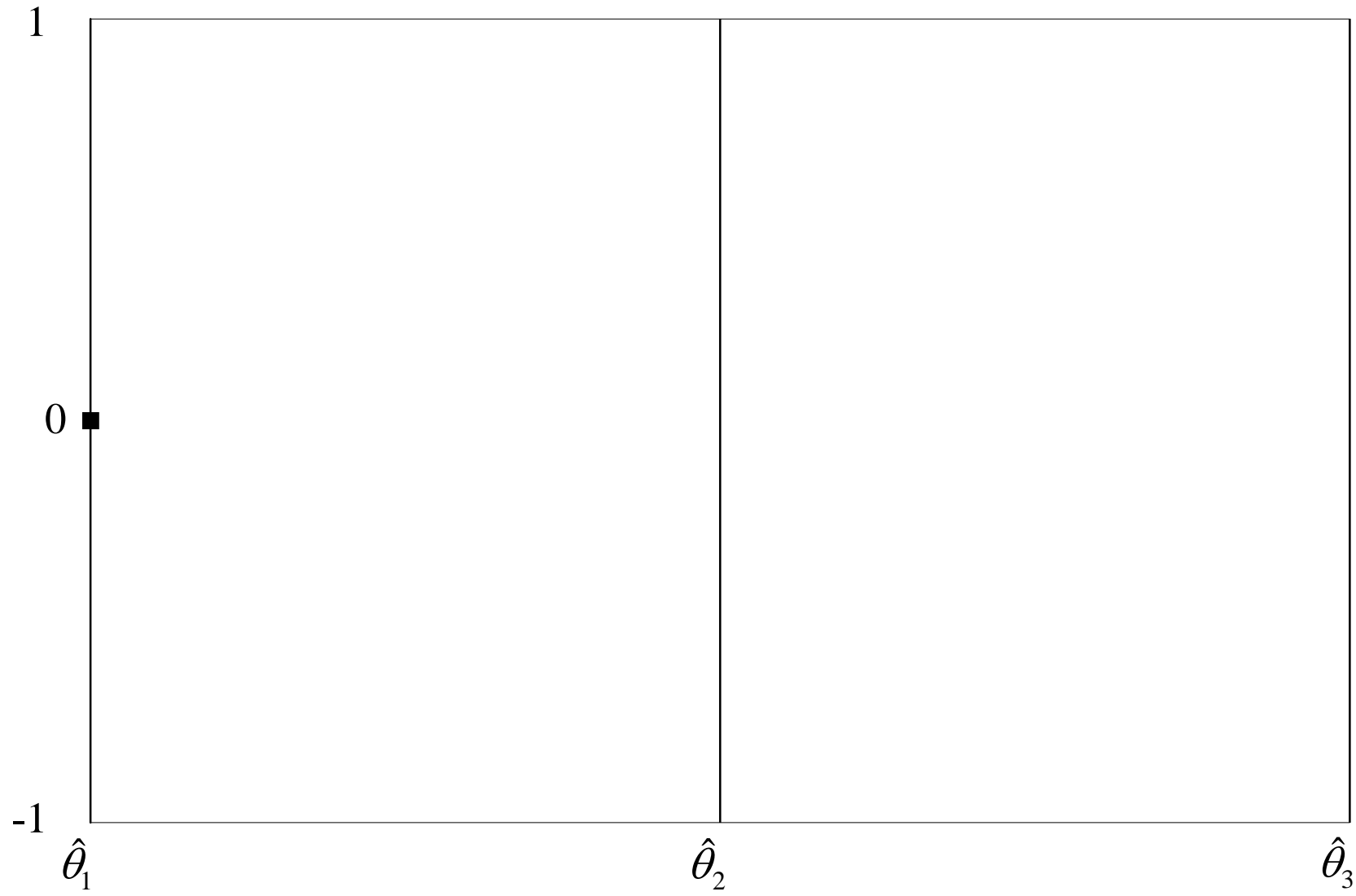
where

$$\hat{\theta}_n = -\mathbb{E} \left[\sum_{i=1}^{n-1} \theta_i \mid \mathcal{I}_n \right]$$

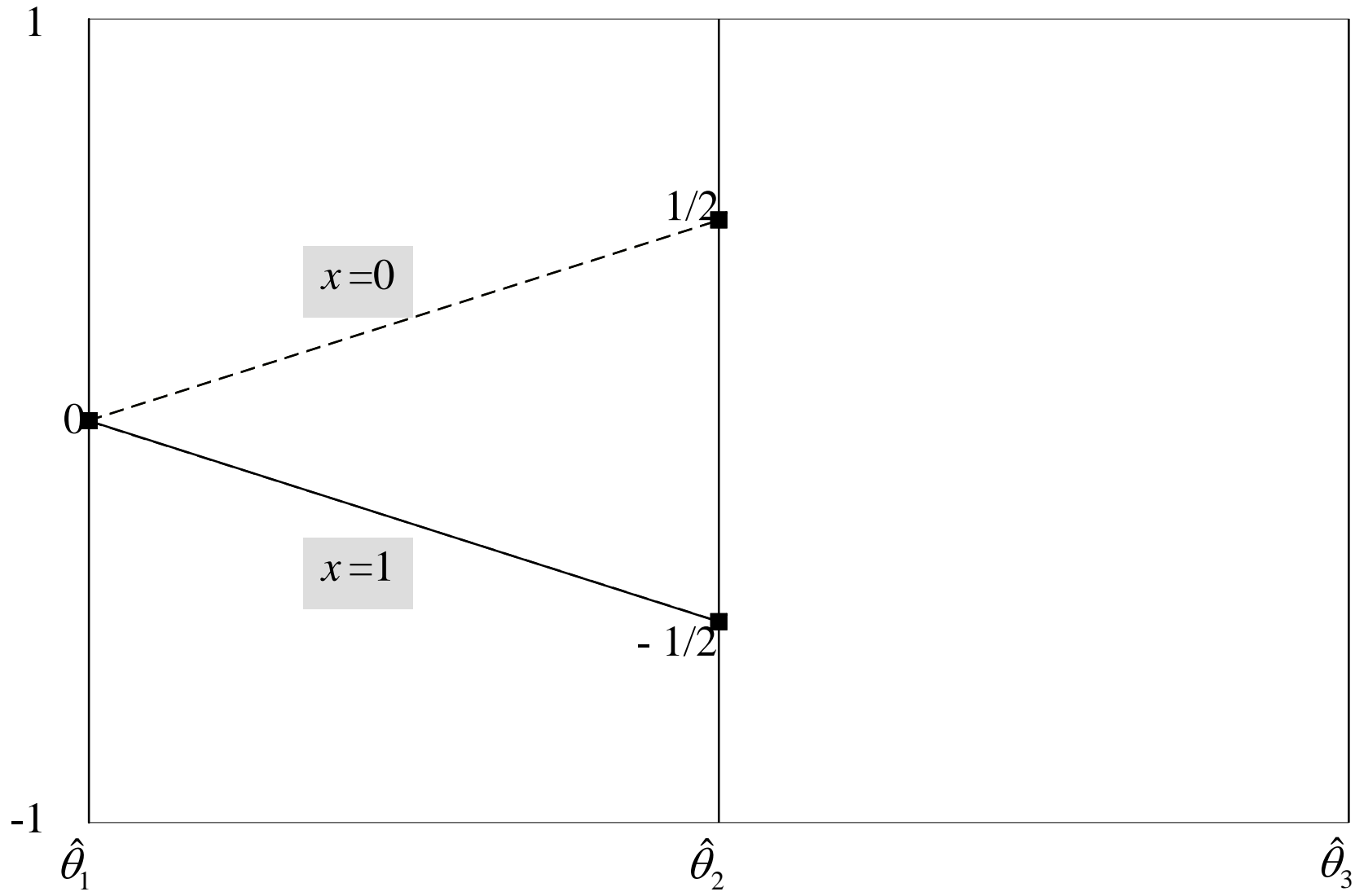
is the optimal history-contingent cutoff.

- $\hat{\theta}_n$ is sufficient to characterize the individual behavior, and $\{\hat{\theta}_n\}$ characterizes the social behavior of the economy.

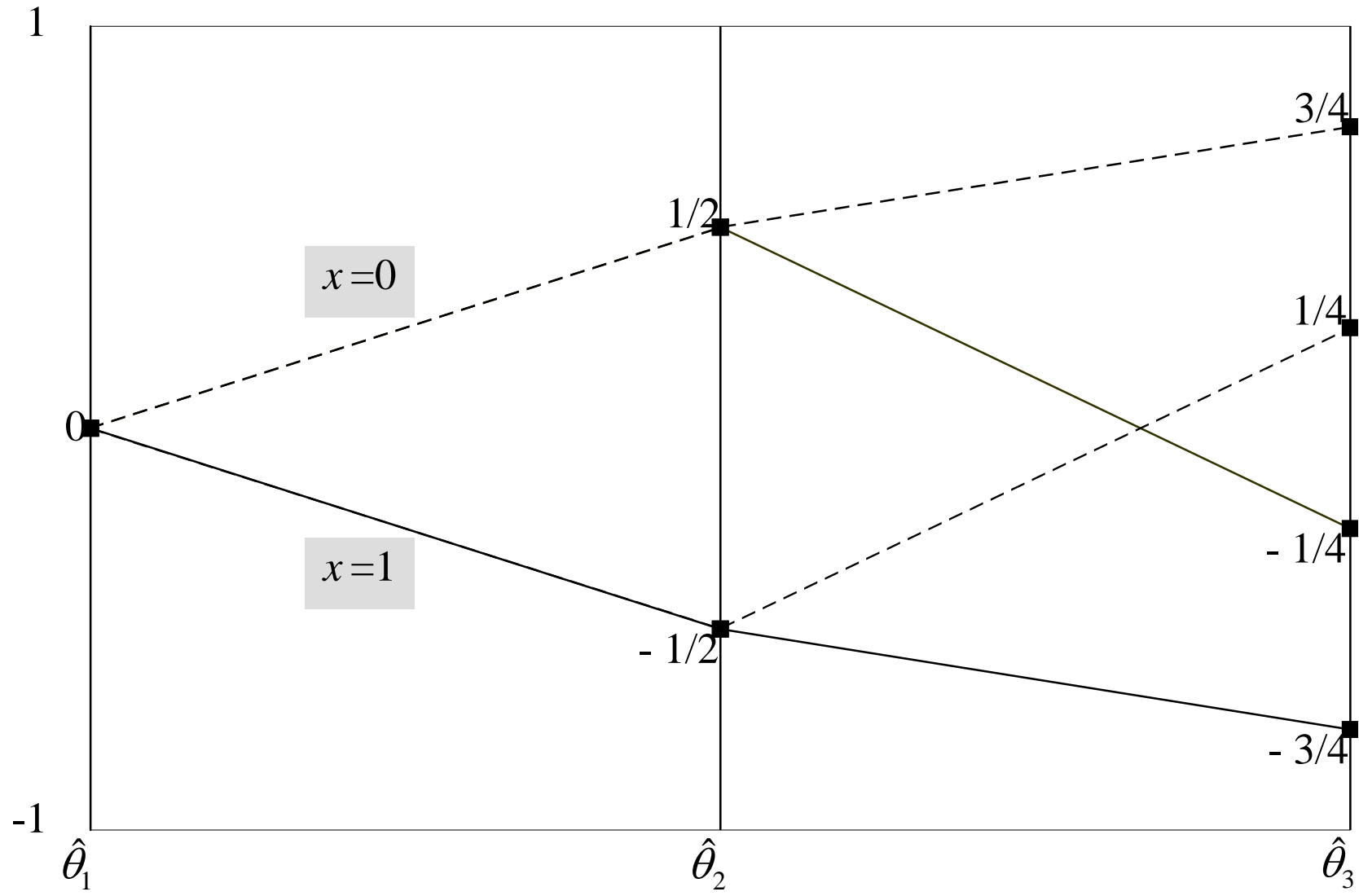
A three-agent example



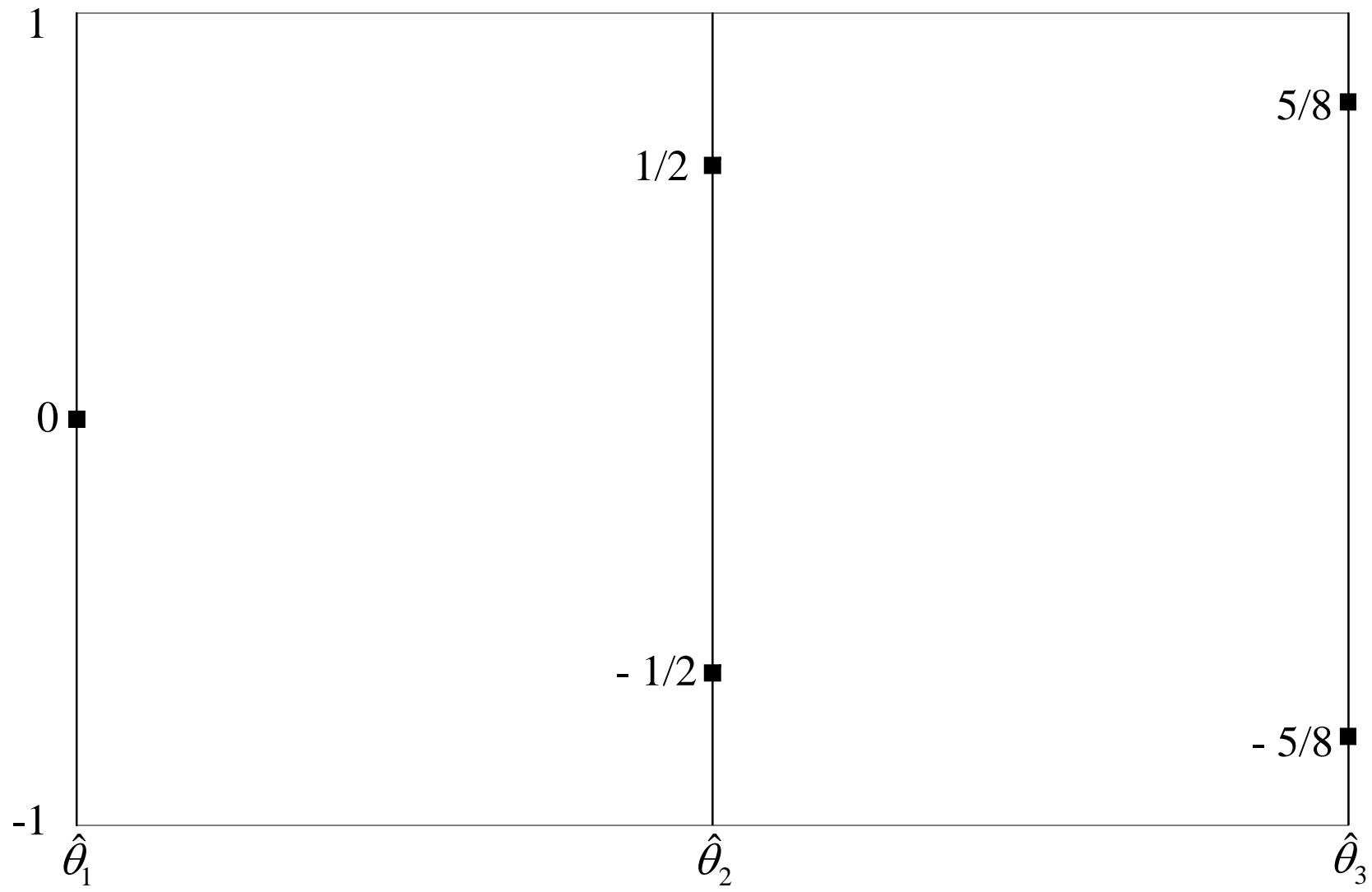
A three-agent example



A three-agent example under perfect information



A three-agent example under imperfect information



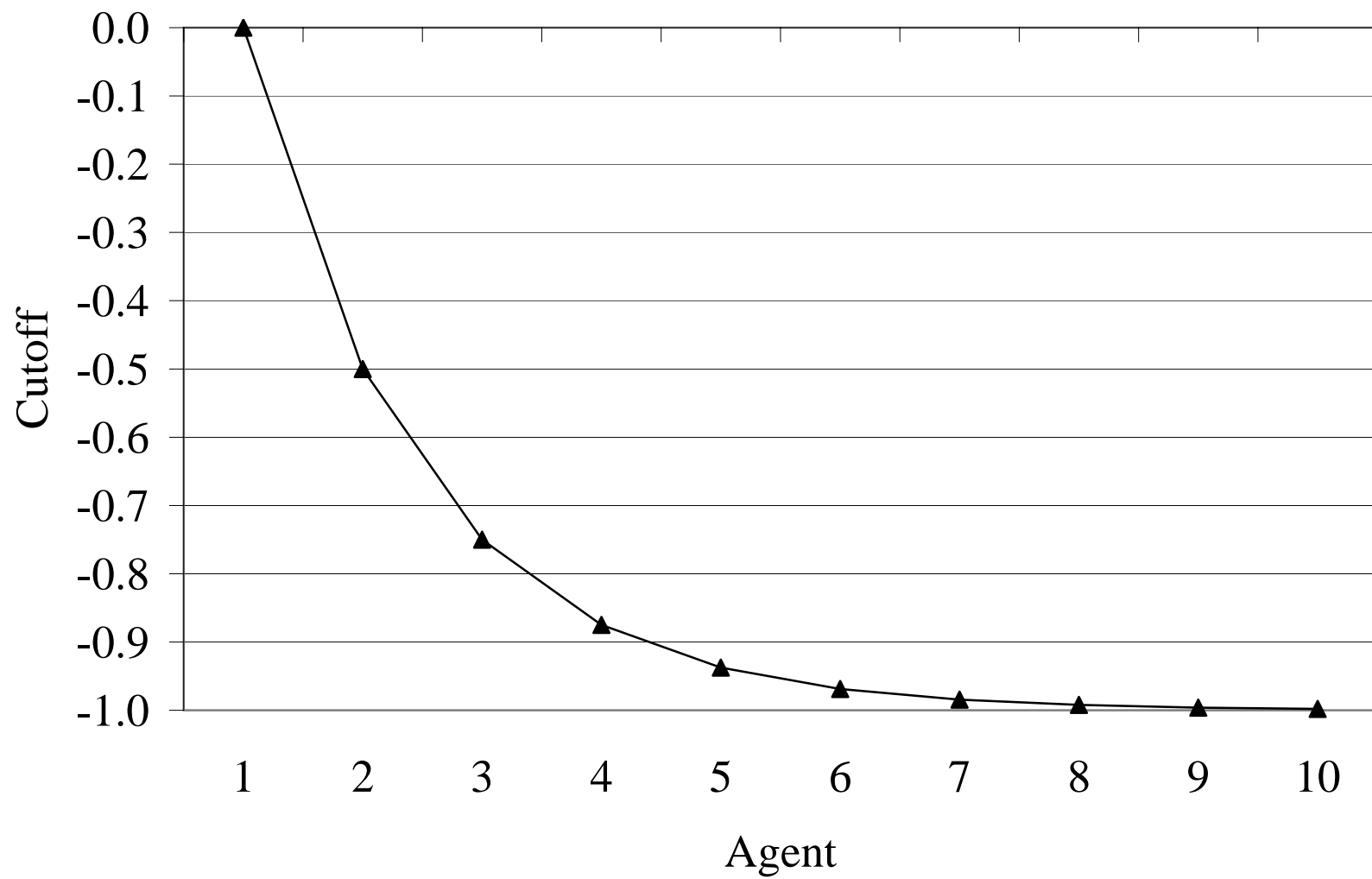
The case of perfect information

The cutoff dynamics follows the cutoff process

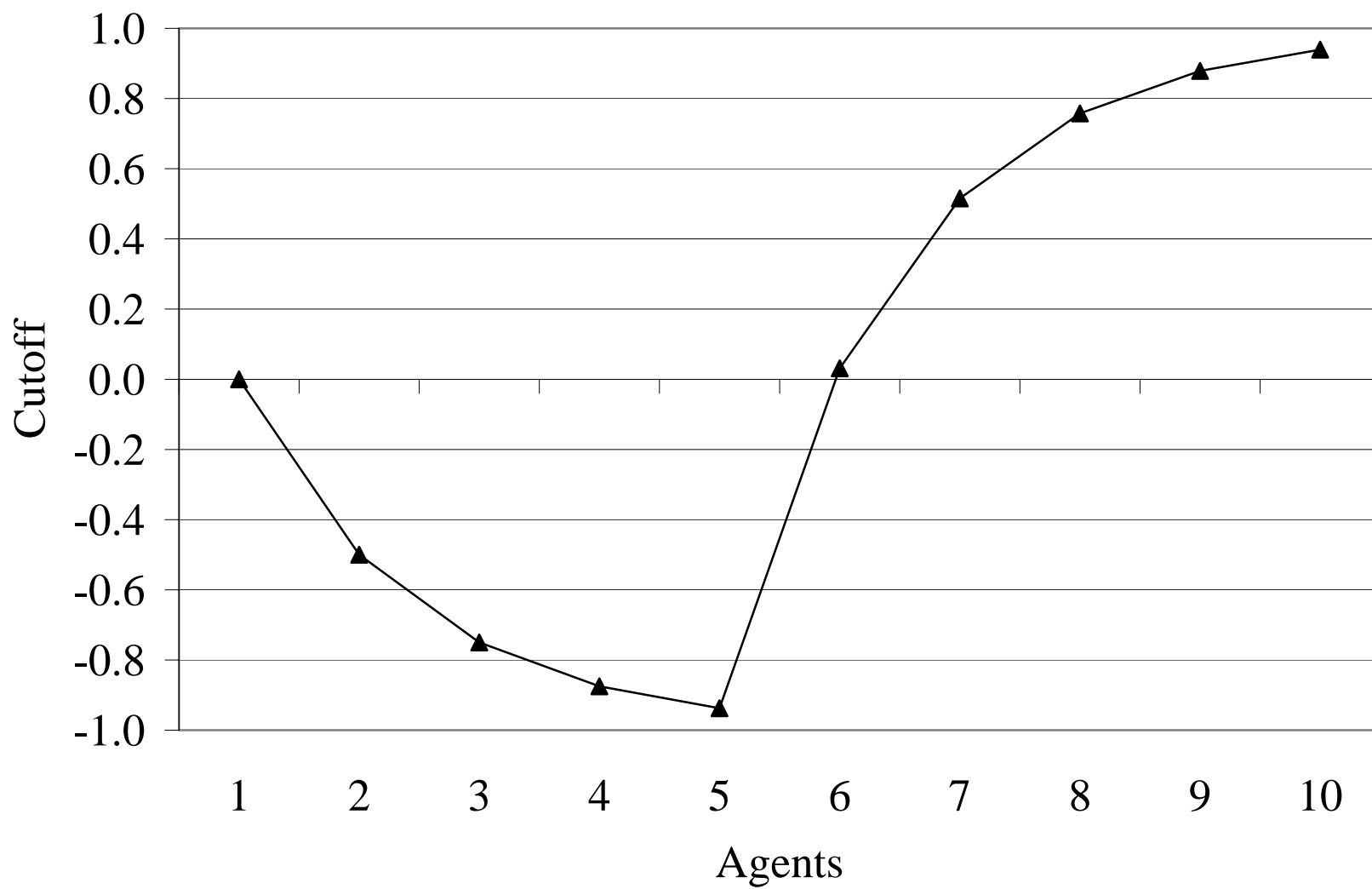
$$\hat{\theta}_n = \begin{cases} \frac{-1 + \hat{\theta}_{n-1}}{2} & \text{if } x_{n-1} = 1 \\ \frac{1 + \hat{\theta}_{n-1}}{2} & \text{if } x_{n-1} = 0 \end{cases}$$

where $\hat{\theta}_1 = 0$.

A sequence of cutoffs under perfect information



A sequence of cutoffs under perfect information



Informational cascades

- $-1 < \hat{\theta}_n < 1 \forall n$ so any player takes his private signal into account in a non-trivial way.

Herd behavior

- $\{\hat{\theta}_n\}$ has the martingale property by the Martingale Convergence Theorem a limit-cascade implies a herd.

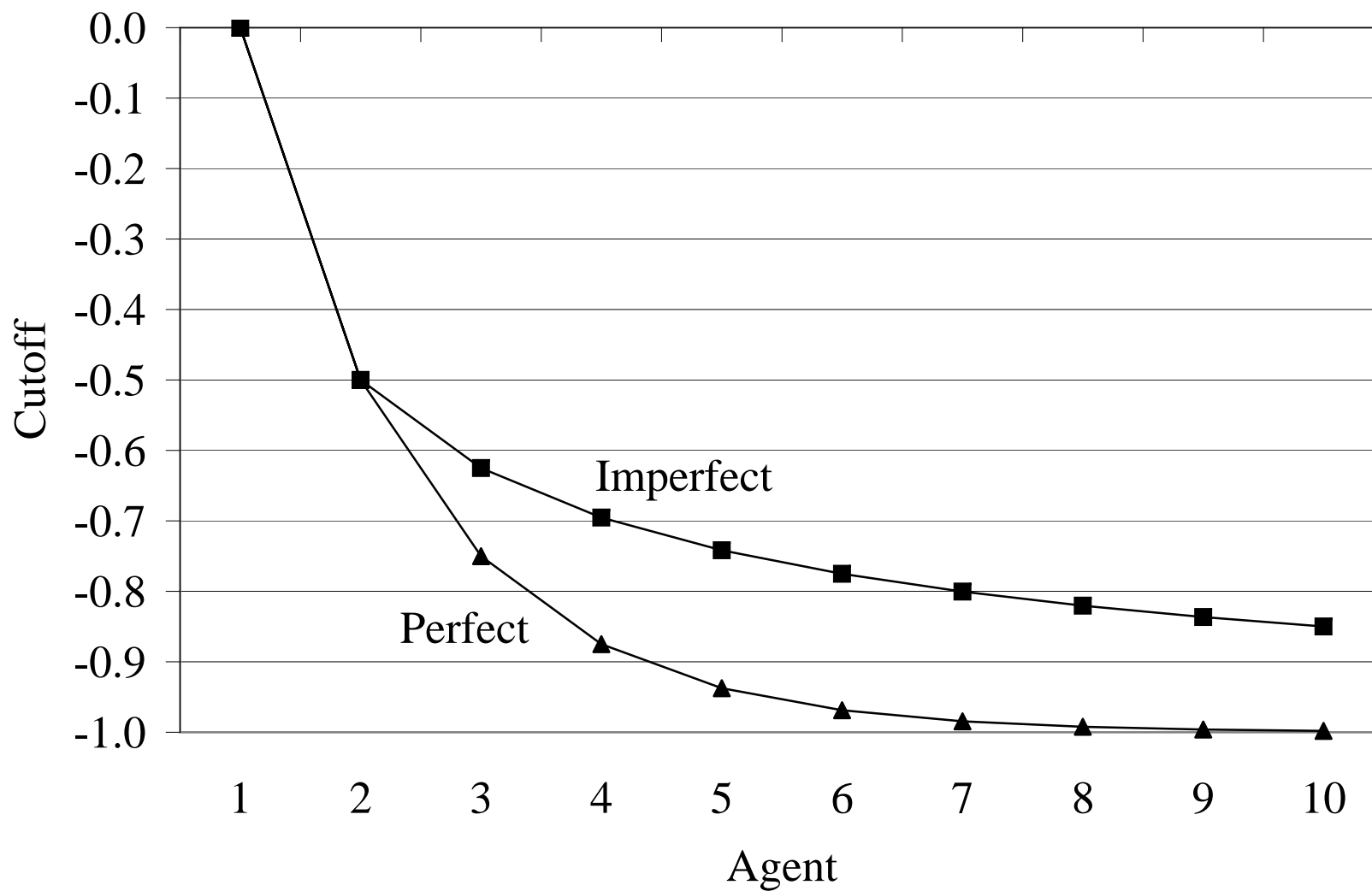
The case of imperfect information

The cutoff dynamics follows the cutoff process

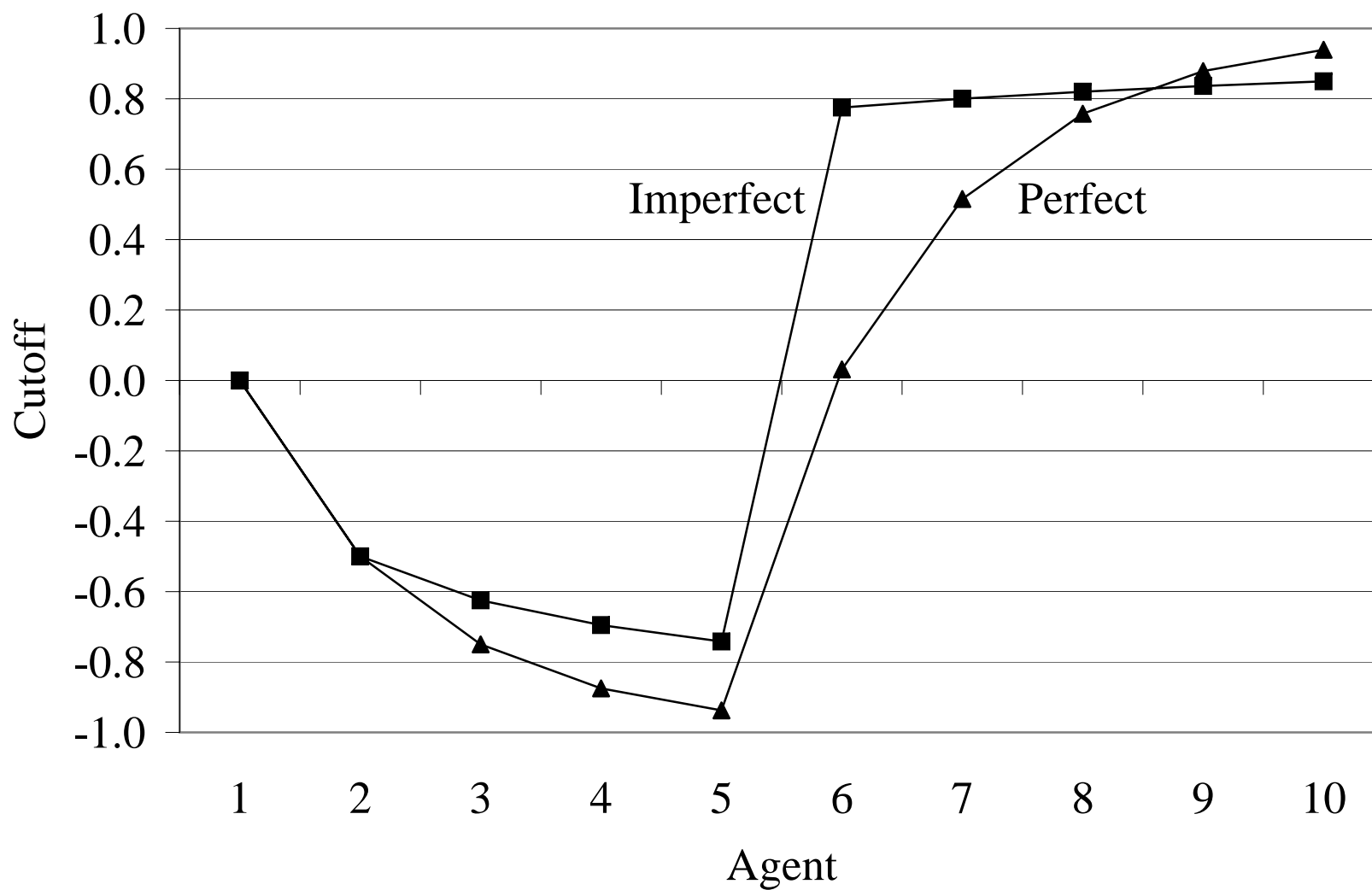
$$\hat{\theta}_n = \begin{cases} -\frac{1+\hat{\theta}_{n-1}^2}{2} & \text{if } x_{n-1} = 1 \\ \frac{1+\hat{\theta}_{n-1}^2}{2} & \text{if } x_{n-1} = 0 \end{cases}$$

where $\hat{\theta}_1 = 0$.

A sequence of cutoffs under imperfect and perfect information



A sequence of cutoffs under imperfect and perfect information



Informational cascades

- $-1 < \hat{\theta}_n < 1 \forall n$ so any player takes his private signal into account in a non-trivial way.

Herd behavior

- $\{\hat{\theta}_n\}$ is not convergent and the divergence of cutoffs implies divergence of actions.
- Behavior exhibits periods of uniform behavior, punctuated by increasingly rare switches.

Takeaways

- The dynamics of social learning depend crucially on the extensive form of the game.
- Longer and longer periods of uniform behavior, punctuated by (increasingly rare) switches.
- A succession of fads: starting suddenly, expiring easily, each replaced by another fad.
- Why do markets move from 'boom' to 'crash' without settling down?

The social network model

- Agents are bound together by a *social network*, a complex of relationships that brings them into contact with other agents.
- Markets are characterized by agents connected by complex, multilateral information networks.
- The network is represented by a family of sets $\{N_i\}$ where N_i denotes the set of agents $j \neq i$ who can be observed by agent i .
- Agents choose actions simultaneously and revise their decisions as new information is received.

Related literature

- The theoretical paper most closely related is Bala and Goyal (1998). The models differ in two ways:
 - Boundedly rational agents
 - Observing payoffs as well as actions.
- A model of *social experimentation* (with a multi-armed bandit) rather than social learning.

Asymptotic properties

- The welfare-improvement principle
 - Agents have perfect recall, so expected utility is non-decreasing over time. This implies that equilibrium payoffs form a submartingale.
- The imitation principle
 - In a connected network, asymptotically, all agents must get the same average (unconditional) payoffs.

Convergence Let $\{X_{it}, \mathcal{F}_{it} : i = 1, \dots, n, t = 1, 2, \dots\}$ be an equilibrium. For each i , define $V_{it}^* : \Omega \rightarrow \mathbf{R}$ by

$$V_{it}^* = E[U(X_{it}, \cdot) | \mathcal{F}_{it}].$$

Then $\{V_{it}^*\}$ is a submartingale with respect to $\{\mathcal{F}_{it}\}$ and there exists a random variable $V_{i\infty}^*$ such that V_{it}^* converges to $V_{i\infty}^*$ almost surely.

Connectedness Let $\{X_{it}, \mathcal{F}_{it}\}$ be the equilibrium and let V_{it}^* be the equilibrium payoffs. If $j \in N_i$ and j is connected to i then $V_{i\infty}^* = E[V_{j\infty}^* | \mathcal{F}_{i\infty}]$.

Imitation Let i and j be two agents such that $j \in N_i$ and j is connected to i . Let E^{ab} denote the measurable set on which i chooses a infinitely often and j chooses b infinitely often. Then $V_{i\infty}^a(\omega) = V_{i\infty}^b(\omega)$ for almost every ω in E^{ab} .

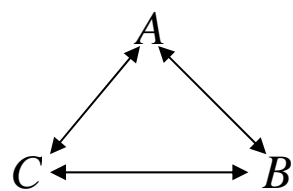
- Apart from cases of disconnectedness and indifference, diversity of actions is eventually replaced by uniformity.
- This is the network-learning analogue of the herd behavior found in the standard social learning model.
- The convergence properties of the model are general but many important questions about learning in networks remain open.
- Identify the impact of network architecture on the efficiency and dynamics of social learning.

A three-person example

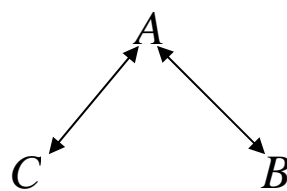
- The network consists of three agents indexed by $i = A, B, C$. The neighborhoods $\{N_A, N_B, N_C\}$ completely define the network.
- Uncertainty is represented by two equally likely events $\omega = -1, 1$ and two corresponding signals $\sigma = -1, 1$.
- Signals are informative in the sense that there is a probability $\frac{2}{3}$ that a signal matches the event.
- With probability q an agent is informed and receives a private signal at the beginning of the game.

- At the beginning of each date t , agents simultaneously guess $a_{it} = -1, 1$ the true state.
- Agent i receives a positive payoff if his action $a_{it} = \omega$ and zero otherwise.
- Each agent i observes the actions a_{jt} chosen by the agents $j \in N_i$ and updates his beliefs accordingly.
- At date t , agent i 's information set I_{it} consists of his private signal, if he observed one, and the history of neighbors' actions.

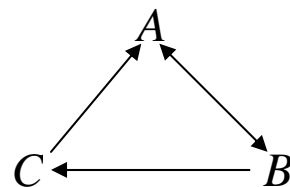
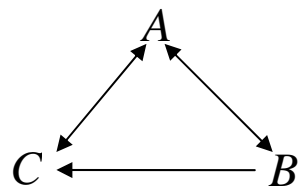
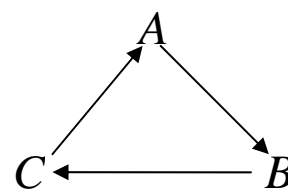
Complete



Star



Circle



Learning dynamics

- Learning is 'simply' a matter of Bayesian updating but agents must take account of the network architecture in order to update correctly.
- If all agents choose the same action at date 1, no further information is revealed at subsequent dates (an absorbing state).
- We can trace out possible evolutions of play when there is diversity of actions at date 1.
- The exact nature of the dynamics depends on the signals and the network architecture.

Complete network

$$N_A = \{B, C\}, N_B = \{A, C\}, N_C = \{A, B\}$$

	A	B	C
t/σ	1	0	0
1	1	-1	-1
2	-1	-1	-1
3	-1	-1	-1
4	-1	-1	-1
...

Star network

$$N_A = \{B, C\}, N_B = \{A\}, N_C = \{A\}$$

	<i>A</i>	<i>B</i>	<i>C</i>
<i>t/σ</i>	1	0	0
1	1	-1	-1
2	-1	1	1
3	1	1	-1
4	1	1	1
...

Circle network

$$N_A = \{B\}, N_B = \{C\}, N_C = \{A\}$$

	<i>A</i>	<i>B</i>	<i>C</i>
<i>t</i> / σ	1	0	0
1	1	-1	-1
2	1	-1	1
3	1	1	1
4	1	1	1
...

Takeaways

- Convergence to a uniform action tends to be quite rapid, typically occurring within two to three periods.
- Significant differences can be identified in the equilibrium behavior of agents in different networks.
- Even in the three-person case the process of social learning in networks can be complicated.
- Because of the lack of common knowledge, inferences agents must draw in order to make rational decisions are quite subtle.

Experimental design

- Each experimental session consisted of 15 independent rounds and each round consisted of six decision-turns.
- The network structure and the information treatment ($q = \frac{1}{3}, \frac{2}{3}, 1$) were held constant throughout a given session.
- The ball-and-urn social learning experiments paradigm of Anderson and Holt (1997).
- A serious test of the ability of a structural econometric model based on the theory to interpret the data.

Selected data
(star network under high-information)

	<i>A</i>	<i>B</i>	<i>C</i>
t/σ	1	0	0
1	1	-1	-1
2	-1	1	1
3	-1	-1	-1
4	-1	-1	-1
5	1	1	-1
6	1	1	1

Herd behavior

Herd behavior is characterized by two related phenomena:

- *Stability*: the proportion of subjects who continue to choose the same action.
- *Uniformity*: a score function that takes the value 1 if all subjects act alike and takes the value 0 otherwise.

Uniformity will persist and lead to herd behavior if stability takes the value 1 at all subsequent turns.

Combining theory and experiments

In combining theory and experiments, we have two objectives in mind:

- There is much that can be learned about the theory from the data, quite apart from any notion of “testing” the theory – whether the theory is useful in interpreting the data, and what extensions of the theory are required to make it compatible with the data.
- ← Any attempt to explain it in purely “behavioral” terms would require a large number ad hoc assumptions, which would render the “explanation” rather uninformative, and without a theoretical framework, it is impossible to draw general conclusions that go beyond the particular setting of the experiment.

Any attempt to use theory to explain experimental data must answer a number of questions about how to proceed:

- Do we assume that all subjects are identical or do we allow for heterogeneity?
- Do we assume a single equilibrium is played in each repetition of a game or do we allow for the possibility that different equilibria are played in different instances of the same game?
- Do we allow for mistakes or behavioral biases from the outset or assume full rationality?

These are several interesting approaches, all worth exploring; however, as a first step, we should assume that a single equilibrium is being played and that all players are (fully) rational and symmetric.

The advantage of these assumptions is that they provide a very parsimonious account of the data, recommended by Occam's Razor, and they maximize our chance of falsifying the theory, in Popper's sense.

Quantal response equilibrium (QRE)

- Mistakes are made and this should be taken into account in any theory of rational behavior.
- The payoff from a given action is assumed to be a weighted average of the theoretical payoff and a logistic disturbance.
- The “weight” placed on the theoretical payoff is determined by a regression coefficient.
- The recursive structure of the model enables to estimate the coefficients of the QRE model for each decision-turn sequentially.

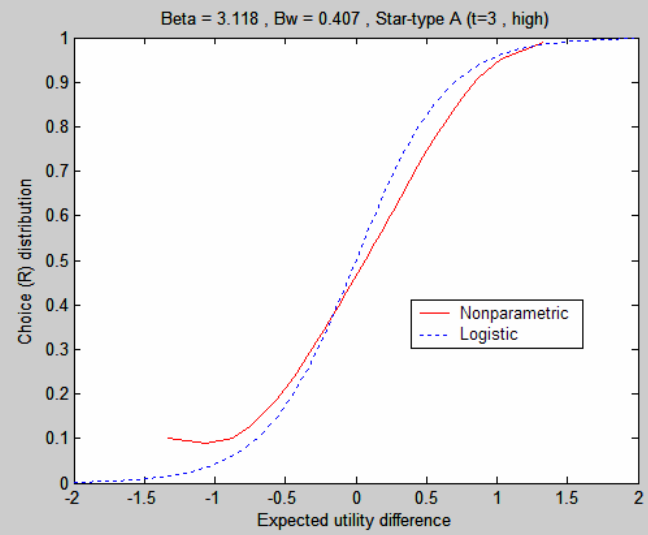
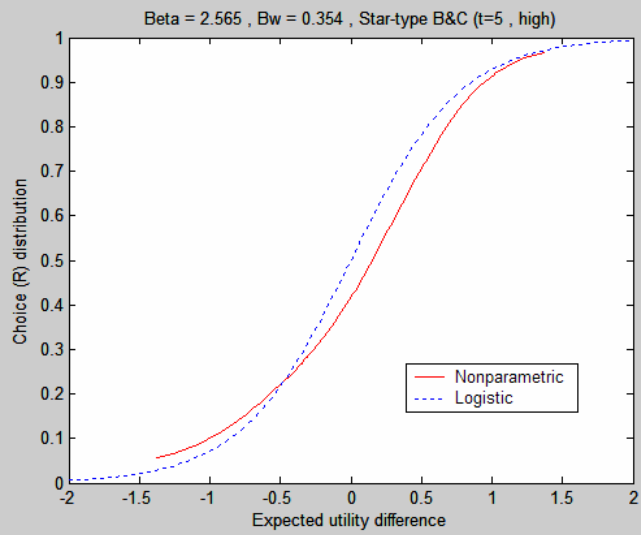
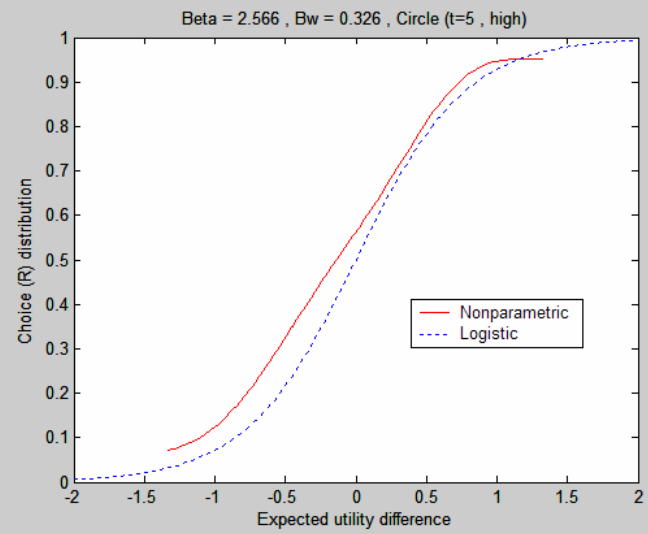
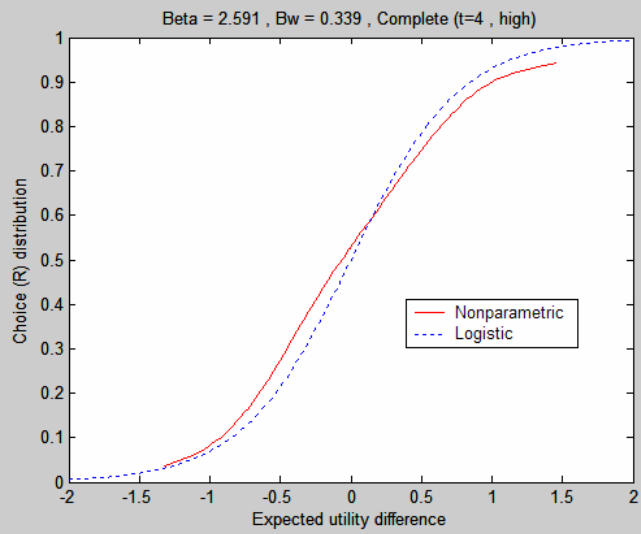
The logit equilibrium can be summarized by a choice probability function following a binomial logit distribution:

$$\Pr(a_{it} = 1|I_{it}) = \frac{1}{1 + \exp(-\beta_{it}x_{it})}$$

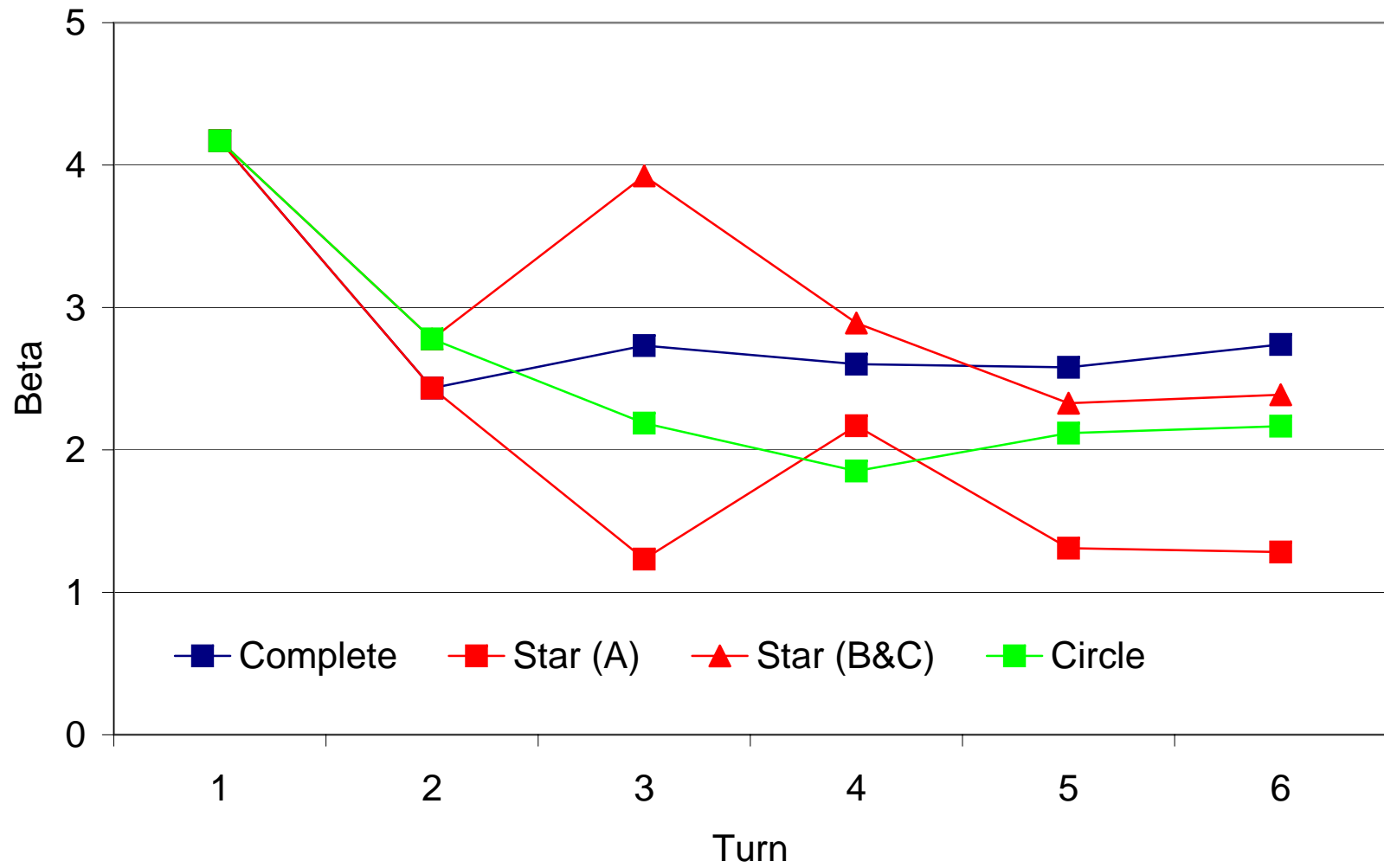
where β_{it} is a coefficient and x_{it} is the difference between the expected payoffs from actions 1 and -1 .

The regression coefficient β will be positive if the theory has any predictive power.

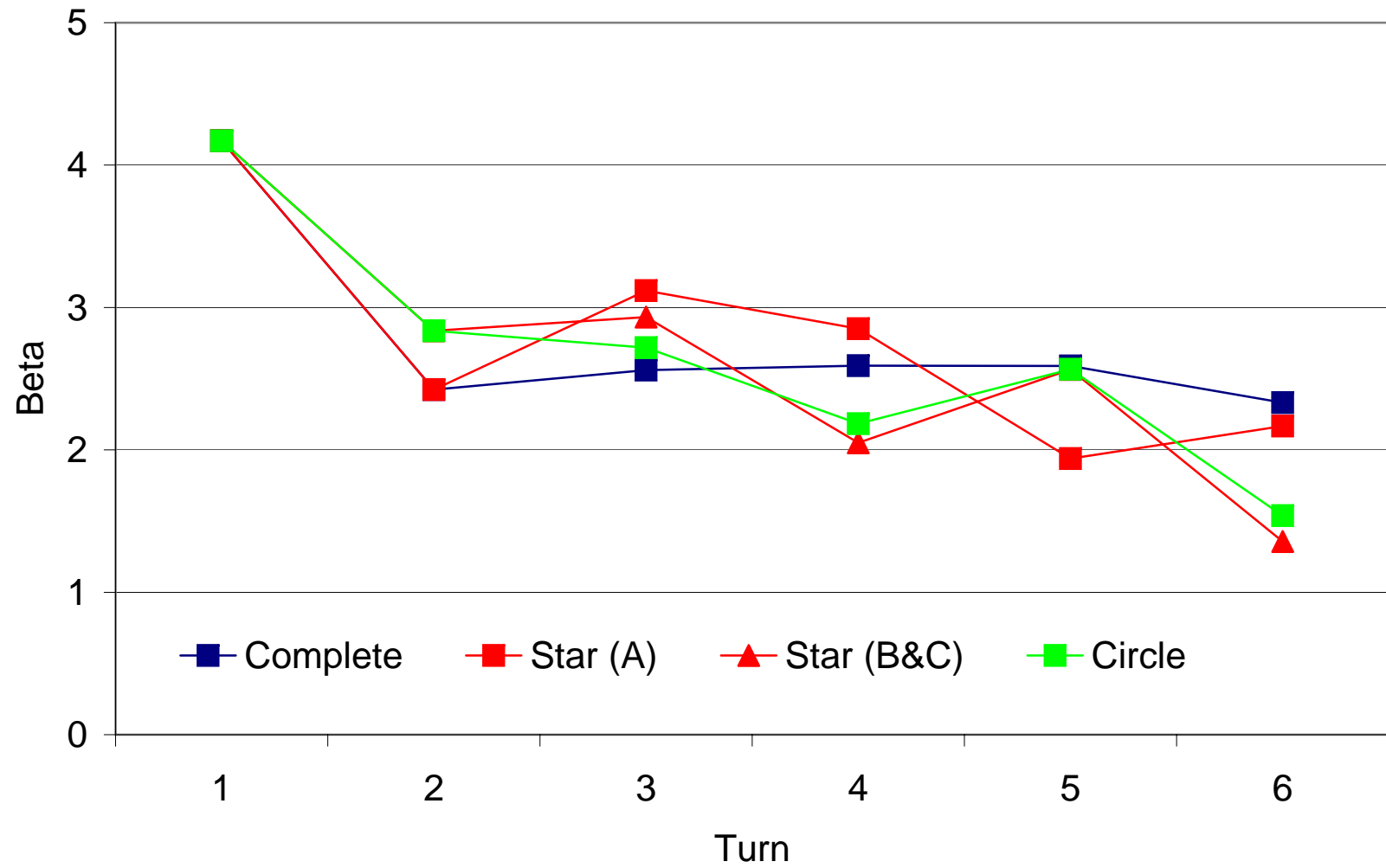
- Use the estimated coefficient from turn t to calculate the theoretical payoffs from the actions at turn $t + 1$.
- The behavioral interpretation is that subjects have rational expectations and use the true mean error rate.
- The parameter estimates are highly significant and positive, showing that the theory does help predict the subjects' behavior.
- A series of specification tests shows that the restrictions of the QRE model are confirmed by the data.



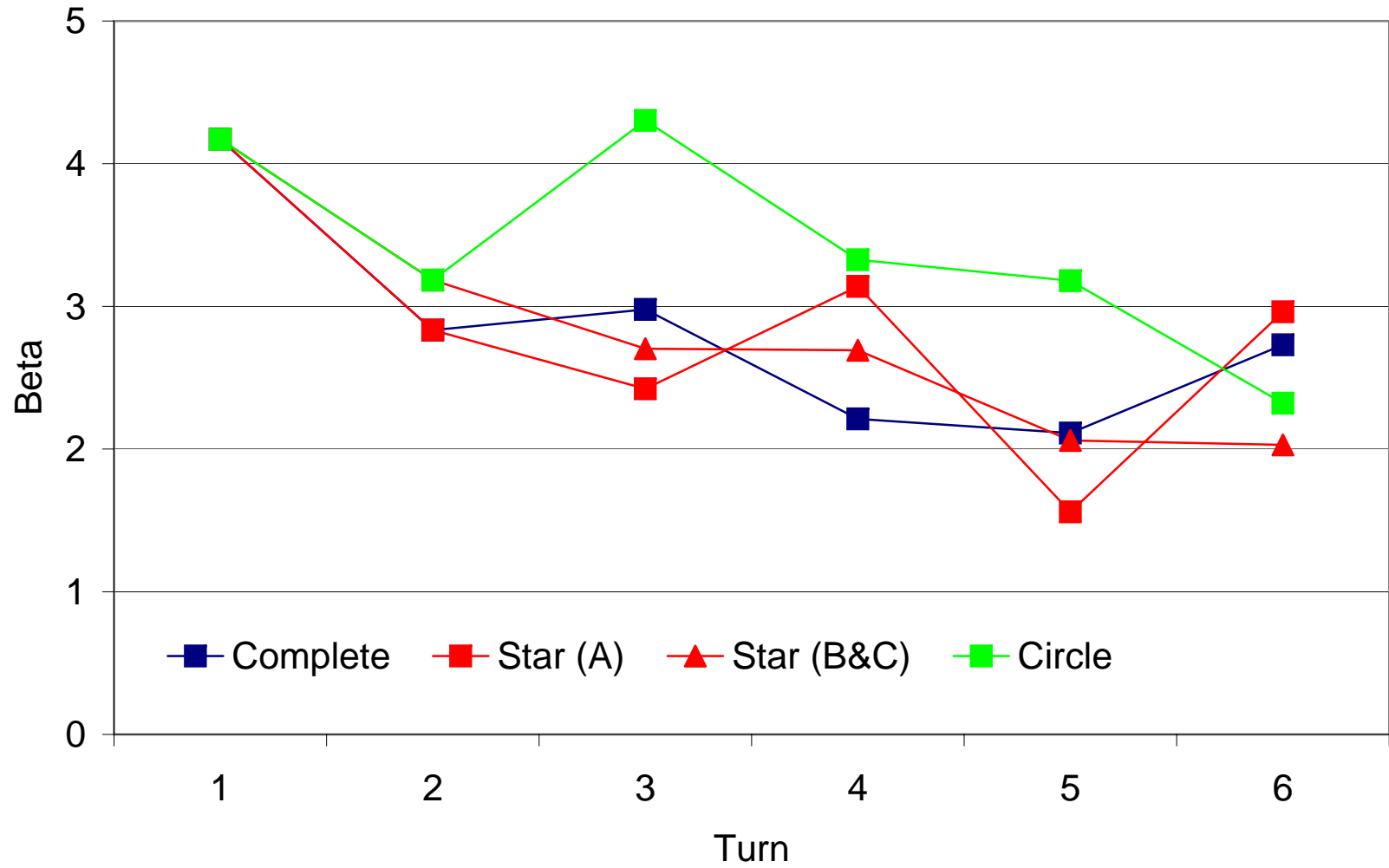
The beta time-series under full-information



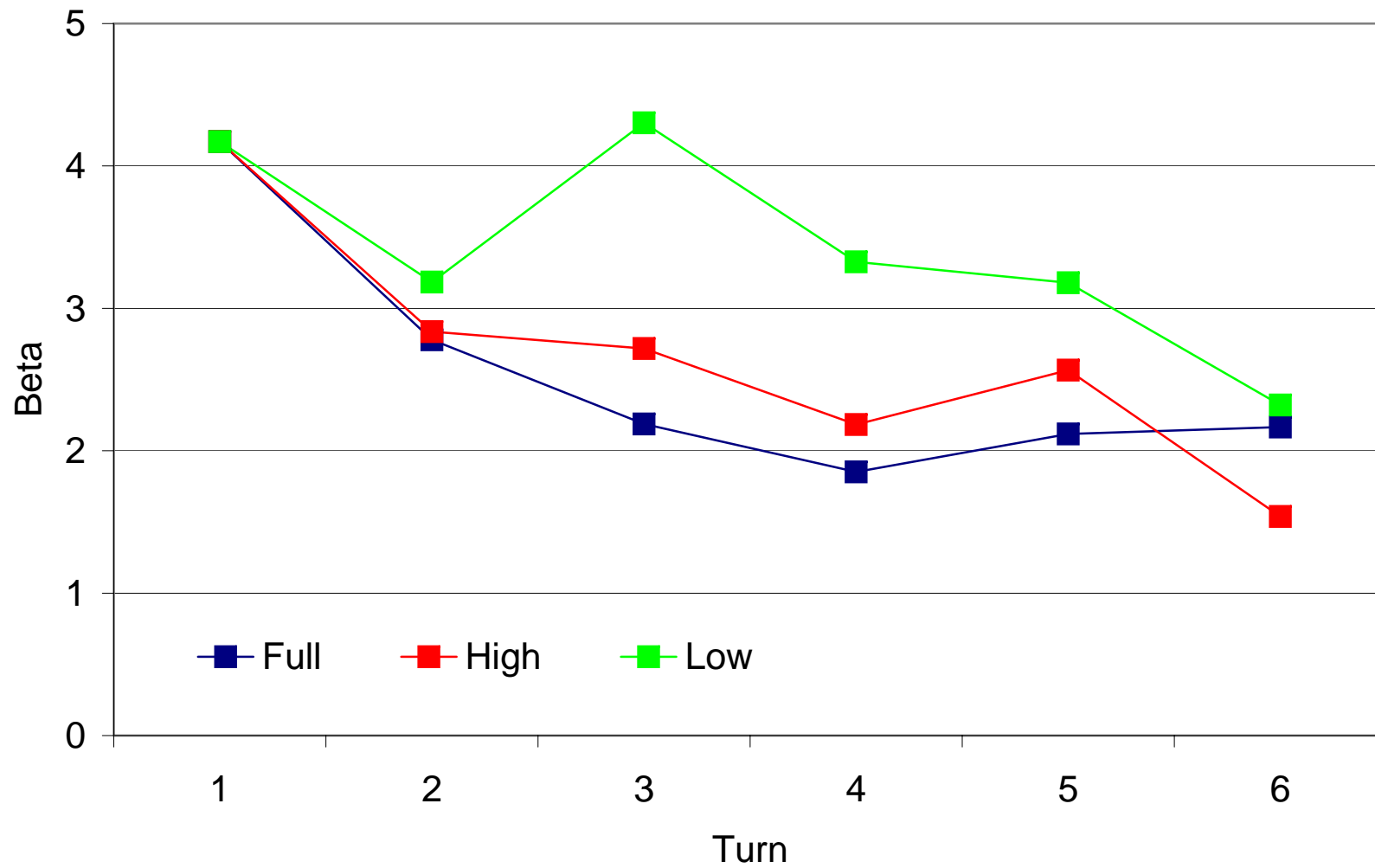
The beta time-series under high-information



The beta time-series under low-information



The beta time-series in the circle network



Concluding remarks

- Use the theory to interpret data generated by experiments of social learning in three-person networks.
- The family of three-person networks includes several architectures, each of which gives rise to its own distinctive learning patterns.
- The theory, modified to include the possibility of errors, adequately accounts for large-scale features of the data.
- A strong support for the use of models as the basis for structural estimation and the use of QRE to interpret experimental data.